

CODE COMPLIANCE SERVICES

DEPARTMENT MISSION

To enhance the level of public safety and community aesthetics through effective enforcement of City ordinances pertaining to housing, zoning, signs, litter, illegal dumping, weeds, premise parking, animal control violations, and ensuring a due process for each citizen of Dallas.

PROGRAM DESCRIPTION

Code Enforcement

Responsible for enforcing more than 900 City ordinances relating to housing, zoning, signs, litter, illegal dumping, weeds, premises, and parking violations. This program responds to citizen requests, conducts proactive inspections and provides education on code enforcement. Additionally, this program administers the Urban Rehabilitation Standards Board hearing/orders, Community Receivership, and Closure Service Program and the process for demolition of substandard structures. It also provides administrative support for civil lawsuits and supports the Walker Consent Decree Program.

Animal Control

Animal Control is responsible for the enforcement of the Texas Rabies Control Act and Chapter 7 (Animals) of the Dallas City Code. Activities include the impoundment of stray, biting, and unwanted animals; taking enforcement action against violators of animal related laws, the registration of dogs and cats, and the dissemination of educational information pertaining to responsible pet ownership.

OBJECTIVES FOR FY 2002-2003

- Maintain/Enhance current level of services through efficiency of operation
- Enhance skills of Code Enforcement Inspectors, Animal Control Officers, Managers, and support staff through continued training with the Academy as well as access to current computer technology
- Continue FY 2001-02 enhancement of Animal Control operation by responding to a larger number of priority calls during evening and night shifts with additional staff
- Improve computer hardware and software inventory to meet City standard

MAJOR BUDGET ITEMS

- Add 1.4 regular FTEs and \$46,452 for full year funding of additional animal control officers added in FY 2001-02 to increase Animal Control efforts during evenings and nights
- Add \$350,000 for office relocation of Code Compliance Services staff from 500 S. Ervay to the Oak Cliff Municipal Center partially offset by savings from janitorial, utility, and parking costs no longer required at 500 S. Ervay for a net cost of \$273,596

CODE COMPLIANCE SERVICES

MAJOR BUDGET ITEMS (CONTINUED)

- Convert 27.0 day labor FTEs to 21 regular FTEs (16 Laborers, 1 Title Examiner, 1 Abstractor, 4 Clerks) to facilitate timely closure of hazardous structures and provide title services
- Continue the \$280,301 and 6.0 regular FTEs (1 Manager, 4 Office Assistants, 1 Coordinator) FY 2001-02 mid-year reduction of the April 2002 reduction in force
- Delete 5.3 regular FTEs and \$300,676 from restructuring of Pet Canvassing Program to utilize volunteers for distribution of educational materials and conduct door-to-door canvassing of pet owners' registration of animals
- Delete 4.5 regular FTEs and \$210,226 for Human Resources Information System implementation
- Delete 3.0 regular FTEs and \$150,673 from a reduction in the service request staff and reassignment of duties to code compliance managers
- Delete 2.0 regular FTEs and \$194,676 from efficiencies to be realized from an ordinance change reducing the requirement for certified mailings
- Delete 1.0 regular FTE and \$46,717 for the Accounts Payable consolidation
- Save \$239,930 and delete 6.0 FTEs through various operational efficiencies including reduction of cell phones, copiers, memberships, and office supplies
- Save \$9,343 and 0.2 regular FTE for Pay Card efficiencies
- Transfer 9.9 regular FTEs and \$593,587 (8 Marshals, 2 Inspectors) to Court and Detention Services for the operation of the Chronic Illegal Dump Team. Code Compliance will continue to investigate illegal dumping activities, referring chronic violators to Court and Detention Services for stronger enforcement initiatives
- Add 1.6 regular FTEs and \$84,377 for additional multifamily pool inspection efforts due to increased need for pool safety
- Increase multifamily pool permit fee from \$135 to \$175 for the first pool and from \$90 to \$100 for each additional pool. Also increase pool class fee for residents of the City of Dallas from \$18 to \$40 and from \$24 to \$60 for non-residents.

Estimated Additional Revenue: \$82,164

CODE COMPLIANCE SERVICES

EXPENDITURES (By Category)

	FY 2000-01 Actual	FY 2001-02 Budget	FY 2001-02 Estimate	FY 2002-03 Adopted
Salaries and Benefits	14,564,842	15,674,942	16,235,330	15,017,578
Supplies and Materials	1,013,740	986,620	1,200,684	962,715
Other Services and Charges	3,567,705	4,900,849	3,931,992	4,242,857
Capital Outlays	24,710	28,500	33,976	0
Reimbursements	(138,350)	(156,688)	(263,762)	(115,688)
TOTAL	<u>19,032,647</u>	<u>21,434,223</u>	<u>21,138,220</u>	<u>20,107,462</u>

EXPENDITURES (By Program)

Animal Control	3,052,732	3,644,340	3,617,587	3,276,473
Code Enforcement	15,979,915	17,789,883	17,520,633	16,830,989
TOTAL	<u>19,032,647</u>	<u>21,434,223</u>	<u>21,138,220</u>	<u>20,107,462</u>

FTEs (By Type)

Regular	313.5	322.7	325.0	313.8
Overtime	6.6	0.5	6.7	0.5
Temporary Help	4.0	0.0	1.0	0.0
Day Labor	3.5	38.0	7.5	11.0
TOTAL	<u>327.6</u>	<u>361.2</u>	<u>340.2</u>	<u>325.3</u>

FTEs (By Program)

Animal Control	57.3	69.3	60.8	63.3
Code Enforcement	270.3	291.9	279.4	262.0
TOTAL	<u>327.6</u>	<u>361.2</u>	<u>340.2</u>	<u>325.3</u>

CODE COMPLIANCE SERVICES

**FY 2002-03
Adopted**

GENERAL FUND

20,107,462

ADDITIONAL OPERATING RESOURCES

COMMUNITY DEVELOPMENT BLOCK GRANT
WALKER CONSENT DECREE

104,000
276,859

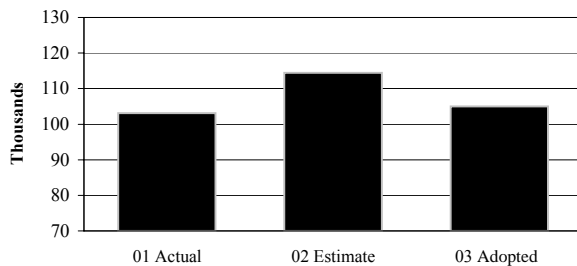
TOTAL

380,859

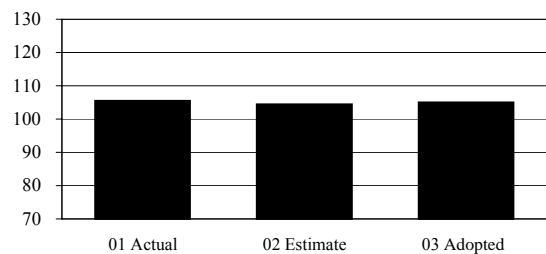
TOTAL OPERATING RESOURCES

20,488,321

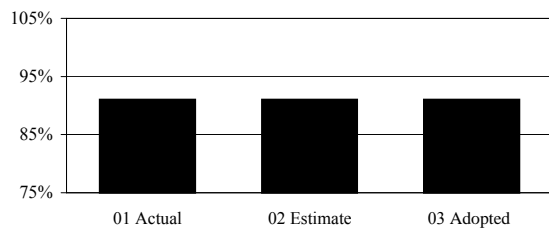
**Neighborhood Services
Number of new cases added**



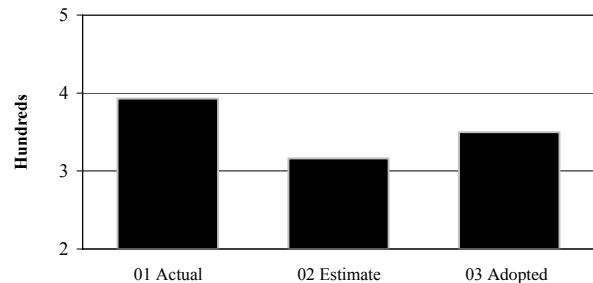
**Neighborhood Services
Number of cases complied**



**Neighborhood Services
Percent of cases responded to within 10 days**

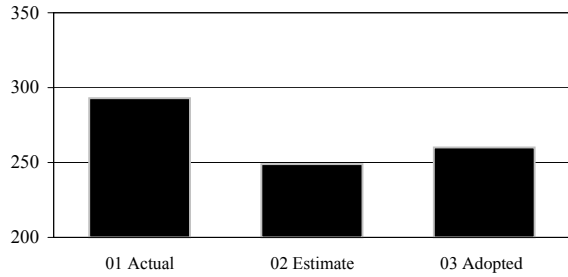


**Urban Rehabilitation Standards Board
Number of hearings**

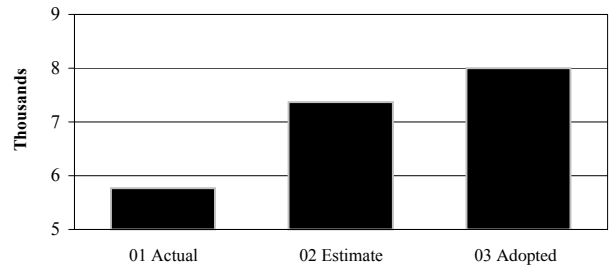


CODE COMPLIANCE SERVICES

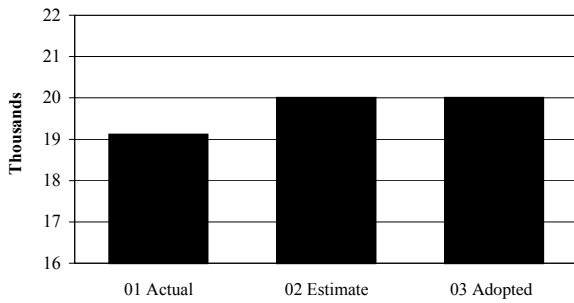
**Urban Rehabilitation Standards Board
Number of cases closed**



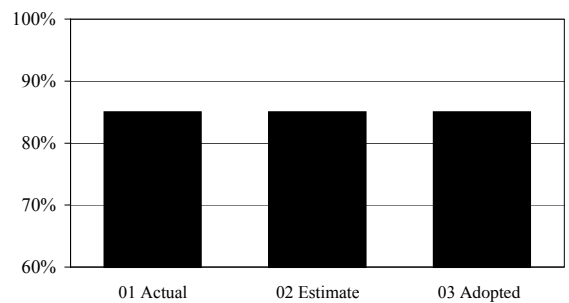
**Multifamily Inspection
Number of units inspected**



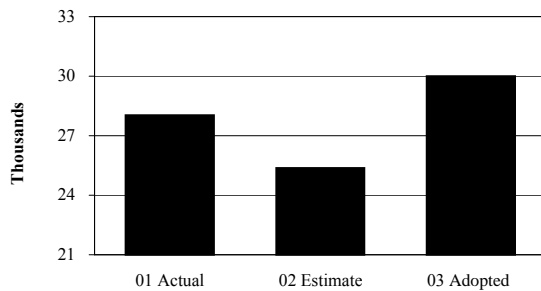
**Mow & Clean
Number of mow clean/closure cases**



**Mow & Clean
Percentage of cases complied**



**Animal Control
Number of impoundments/enforcements**



**Animal Control
Number of cat/dog registrations**

