

DALLAS WATER UTILITIES

DEPARTMENT MISSION

To provide water and wastewater services vital to the health and safety of Dallas citizens and our customers, as well as to the City's efforts toward economic development, environmental protection and enhancement of quality of life. Water Utilities is a City-owned enterprise providing regional water and wastewater services, and works in support of the goals of the City of Dallas, while striving to provide excellent response to the needs of our customers at a fair and reasonable cost through our operations, customer service, maintenance, and support functions.

PROGRAM DESCRIPTION

Business and Customer Operations

Provides accounting, financial, and budget support to the Water Utilities Department; and provides customer relations, billings, credit and collections activities, customer information, and all meter associated services to the water, wastewater and storm water utility customers. Manage the collection of various revenues from special collections.

Water Operations

Responsible for operating and maintaining the City's potable water system which includes the raw water impoundments, purification plants, pumping facilities and distribution system. In addition, this program provides for the management of wholesale water and wastewater services to other governmental entities within the utility's service area. A more aggressive conservation program for the City is charged with making changes to current water usage procedures, and informing and educating the public of their need to conserve water and implementing incentive programs to reduce water usage with an overall objective of reducing water usage during peak day demand period.

Wastewater Operations

Responsible for collecting, transporting, controlling the discharge and treating domestic and industrial wastes; and maintaining treatment plants and pipelines in the wastewater system. In charge of managing pretreatment and industrial waste.

Capital Improvement Operations

Plans, designs, constructs and inspects the capital projects needed to provide customers with water and wastewater facilities to meet the growth of the community, extension of water lines and wastewater mains, modification of facilities to meet changes in State and Federal regulatory requirements (Environmental Protection Agency Administrative Orders, Safe Drinking Water Act treatment parameters and Clean Water Act discharge limitations), and the rehabilitation and replacement of deteriorated or obsolete facilities.

DALLAS WATER UTILITIES

PROGRAM DESCRIPTION (CONTINUED)

Support Operations

Provides direction on all technical and financial decisions for the department as a whole, as well as, direction on internal controls and internal/external reporting and management of the day to day operations. Responsible for long range planning for the department and the rate setting process.

General Expense and Debt Service

Provides overall financial support to the department in areas where the expenditures are not directly tied to the day-to-day operational and overhead aspects of the department. All such expenditures require special monitoring and control. Key items within General Expense and Debt Service include street rental, transfer to the construction funds, general fund cost reimbursement and debt service commitments.

OBJECTIVES FOR FY 2002-2003

- To realize efficiency improvements within the department by implementing recommendations derived from the effectiveness improvement campaign on an on-going basis as cost saving measures are identified
- To continue the more aggressive water conservation program for the City, implemented in FY 2001-2002, in order to realize a 5% reduction in projected peak day demand
- To perform electrical, mechanical and instrumentation preventive maintenance on 100% of the water pumping facilities in water operations to extend the life of the facilities and prevent major repair costs
- To meet new regulatory requirements mandating construction of facilities and use of additional chemicals to treat water and wastewater while maintaining a high quality of service
- To properly dispose of bio-solids from the Southside and Central wastewater treatment plants to reduce odors in accordance with the permit requirements
- To set fees and charges to fully recover cost of services provided
- To complete design of the Lake Fork Pipeline and Pump Station and to continue construction of a second phase of the pipeline to connect Lake Fork as a new reservoir
- To award a construction contract for the addition of ozone disinfection at the East Side Water Treatment Plant

DALLAS WATER UTILITIES

MAJOR BUDGET ITEMS

- Add \$924,770 for debt service payment on November 2002 issuance of Equipment Notes to purchase replacement fleet
- Delete 5.0 regular FTEs and \$240,471 for implementation of Human Resource Information System
- Delete 2.3 regular FTEs to achieve a 10% expense reduction in Special Collections
- Save \$38,475 and 0.8 regular FTE for implementation of Pay Card efficiencies
- Save \$69,672 through various operational efficiencies including reduction of cell phones, copiers and memberships
- Delete 4.5 regular FTEs for Accounts Payables consolidation
- Transfer 10.0 regular FTEs and \$848,222 to the Office of Development Services for private development plan review of water and wastewater construction
- Transfer 7.0 regular FTEs and \$312,520 to the Office of Development Services for water and wastewater service connection permitting activities
- Increase electrical power and chemical costs by \$2,555,000 due to increased water production and regulatory requirement changes for treatment processes from various government authorities
- Includes \$1,366,670 for non-fleet equipment required for daily water and wastewater system operations and maintenance
- Decrease by \$3,296,611 debt service payments for outstanding debt and a January 2003 \$275M revenue bond issuance and refunding
- Add \$2,339,500 for materials, supplies and services used for repair and maintenance of the water and wastewater systems (mains and facilities)
- Add \$2,540,000 to provide for flowable fill and paving repairs
- Add \$1,939,065 for 24 hour security services to protect treatment plants, water supply, and major pumping facilities from possible terrorist activities
- Decrease by \$5,855,643 the transfer to capital construction

DALLAS WATER UTILITIES

MAJOR BUDGET ITEMS (CONTINUED)

- Adopted Fee Increases:

	Prior Fee	Adopted Fee
Applications		
- Raw water permit fee	\$50	\$63
- New or change in Tenant - Water and Sewer	\$7.25	\$13
- New Industrial water and/or sewer account	\$7.25	\$30
- Commercial/Untreated water long-term contract	\$250	\$365
Meter Related Fees		
- Meter turn-on, same day by noon	\$7.50	\$25
- Meter turn-on, after hours	\$7.50	\$35
- Meter inspection fee 5/8th to 1 inch	\$15.50	\$40
- Meter inspection fee 1.5" to 2 inch	\$30	\$35
- Increase meter size	\$100	\$185
Water/Wastewater Quality Fees		
- Lead and Nickel	\$8	\$15
- Asbestos	\$8	\$30
- Turbidity	\$2	\$6
- Phosphate	\$7	\$14
- Nitrate	\$6	\$14
- BOD	\$17	\$22
- Fecal Coliforms	\$17	\$19
- Metals	\$8	\$15
- Monitoring-Grab Sampling	\$19	\$50
- Monitoring - Composite Sampling	\$48	\$100
- Inspect & Test Backflow device (Cross Connection Fee)	\$30	\$45
- Re-inspect & re-test Backflow Device (Cross Connection Fee)	\$30	\$40
Development Related Fees		
- Wastewater installations (basic service)	\$300	\$2,350
- Installation 3/4" water service (basic service)	\$175	\$1,275
- Installation 1" water service	\$600	\$1,315
- Installation 1.5" water service	\$1,300	\$1,700
- Installation 2" water service	\$1,400	\$1,860
- Connecting Existing 3/4" water service	\$175	\$300
- Connecting Existing 1" water service	\$250	\$375
- Connecting Existing 1.5" water service	\$500	\$575
- Connecting Existing wastewater service	\$100	\$275

DALLAS WATER UTILITIES

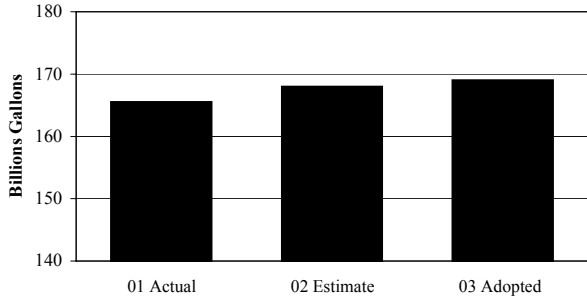
	FY 2000-01 Actual	FY 2001-02 Budget	FY 2001-02 Estimate	FY 2002-03 Adopted
BEGINNING FUND BALANCE	45,659,947	31,795,121	31,795,121	26,463,486
REVENUES				
Treated Water - Total Retail	138,016,712	150,349,940	139,591,834	153,148,474
Treated Water - Total Wholesale	55,860,238	56,545,672	54,386,141	56,753,442
Wastewater - Total Retail	128,879,190	131,728,408	126,763,723	134,904,577
Wastewater - Total Wholesale	7,789,323	7,139,998	7,311,803	7,185,730
All Remaining Revenues	15,980,988	17,962,252	18,021,122	19,393,639
TOTAL REVENUES	346,526,451	363,726,270	346,074,623	371,385,862
EXPENDITURES (By Program)				
Business and Customer Operations	12,310,160	15,823,088	17,876,872	19,773,667
Water Operations	74,668,238	72,124,301	70,075,308	76,863,518
Wastewater Operations	53,528,535	46,361,565	48,543,627	48,861,175
Capital Improvement Operations	10,499,456	11,329,792	11,252,174	9,763,590
Support Operations	5,633,318	6,653,643	9,305,550	6,197,314
General Expense and Debt Service	203,751,570	216,765,528	194,352,727	209,926,598
TOTAL EXPENDITURES	360,391,277	369,057,917	351,406,258	371,385,862
ENDING FUND BALANCE	31,795,121	26,463,474	26,463,486	26,463,486
EXPENDITURES (By Category)				
Salaries and Benefits	74,916,012	74,062,987	79,836,584	73,399,266
Supplies and Materials	60,017,855	55,608,047	51,481,791	59,431,361
Other Services and Charges	224,247,505	240,172,662	221,255,486	239,237,953
Capital Outlays	1,967,794	1,600,950	1,586,588	1,521,689
Reimbursements	(757,889)	(2,386,729)	(2,754,191)	(2,204,407)
TOTAL	360,391,277	369,057,917	351,406,258	371,385,862

DALLAS WATER UTILITIES

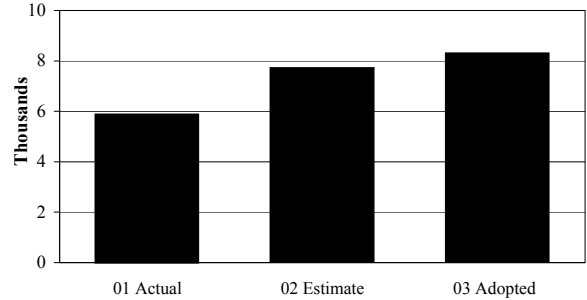
	FY 2000-01 Actual	FY 2001-02 Budget	FY 2001-02 Estimate	FY 2002-03 Adopted
FTEs (By Type)				
Regular	1,392.4	1,379.0	1,416.4	1,349.4
Overtime	156.0	83.9	112.0	83.9
Temporary Help	1.9	3.0	1.9	3.0
Day Labor	8.0	7.1	7.7	7.1
TOTAL	1,558.3	1,473.0	1,537.9	1,443.4
FTEs (By Program)				
Business and Customer Operations	377.8	231.3	228.4	215.0
Water Operations	518.7	546.2	599.3	547.2
Wastewater Operations	447.8	506.7	513.1	504.1
Capital Improvement Operations	214.0	159.6	156.5	140.6
Support Operations	0.0	29.2	40.6	36.5
General Expense and Debt Service	0.0	0.0	0.0	0.0
TOTAL	1,558.3	1,473.0	1,537.9	1,443.4
OPERATING FUND				371,385,862
ADDITIONAL OPERATING RESOURCES				
WATER PRESERVATION PROGRAM TRUST				40,000
COMMUNITY DEVELOPMENT BLOCK GRANT				30,000
TOTAL				70,000
TOTAL OPERATING RESOURCES				371,455,862

DALLAS WATER UTILITIES

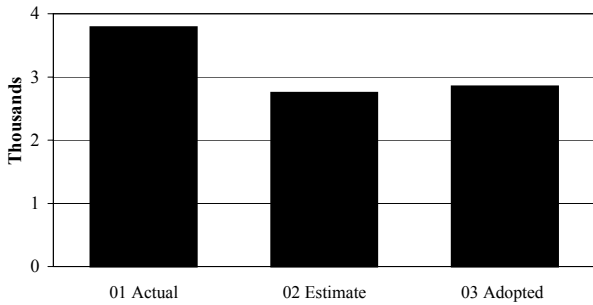
Water Consumption



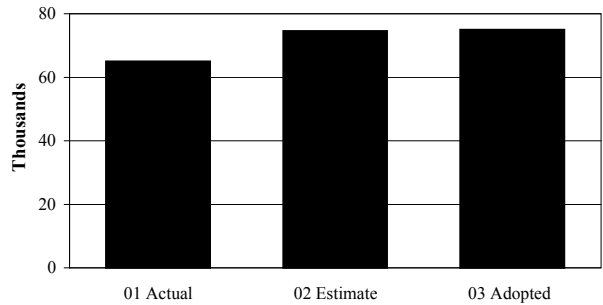
Water Main & Service Repairs



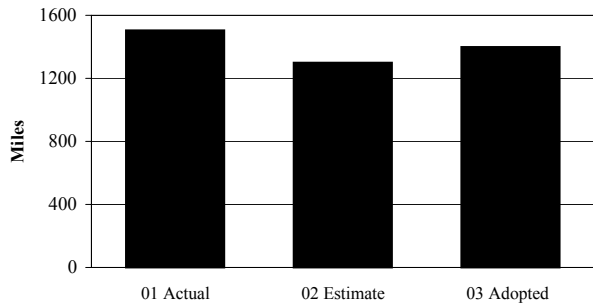
Water Service Installations



Meter Reads per FTE



Miles of Sewer Cleaned



Wastewater Treated

