

Memorandum



CITY OF DALLAS

DATE July 26, 2019

TO Honorable Mayor and Members of the City Council

SUBJECT **Follow-Up to Budget Overview Briefing on June 18, 2019**

Thank you for your questions regarding the FY 2019-20 and FY 2020-21 Budget Overview briefing on Tuesday, June 18. We have provided responses to the remaining questions below.

1. Where is growth in property tax values occurring because of new construction?

Please refer to the attached maps of new construction permits for FY 2017-18 and FY 2018-19.

2. What was included in the current budget (FY 2018-19) in response to the 2018 Community Survey?

Maintenance of infrastructure, police services, and neighborhood code enforcement were residents' top three priorities, based on the importance of and satisfaction with these services. The City made the investments below in response to these findings.

Mobility Solutions, Infrastructure, & Sustainability	FY 2018-19 Budget
Improving the condition of city streets with additional dollars for pay-as-you-go or cash funding	\$2,000,000
Leveraging \$10 million of federal Highway Safety Improvement Program funds to improve safety at high-crash locations	\$1,860,000
Creating a cross-departmental pilot program to improve alley access for residents and utilities with \$500,000 from the General Fund and \$1.3 million from other funds	\$500,000
Public Safety	FY 2018-19 Budget
Meet and Confer agreement with police officers and firefighters to increase pay	\$25,697,000
Increasing starting pay for police officers and firefighters to \$60,000 effective January 1	\$7,294,000
Increasing uniform base pay by 3% for those above \$60,000	\$7,910,000
Contributing to the Dallas Police and Fire Pension System in compliance with HB 3158	\$6,106,000

DATE July 26, 2019

SUBJECT **Follow-Up to Budget Overview Briefing on June 18, 2019**

Providing one-time funding for helicopter unit relocation and ongoing funding for equipment and maintenance	\$516,000
Payroll and scheduling module for DPD and DFR	\$1,000,000
Increasing hosted software seats in 911 backup call center	\$632,000
Quality of Life	FY 2018-19 Budget
Adding seven Neighborhood Code Representatives to improve outreach efforts and address community issues	\$650,000

3. What revenue sources do other cities use to pay for public safety?

Like Dallas, most cities rely on property and sales tax to pay for public safety. One way that cities in Texas pay for public safety is through the creation of Special Purpose Districts (SPDs), which are voter-approved and funded with a portion of sales taxes. For public safety, SPDs can fund (1) Emergency Services Districts that support EMS, ambulances, fire prevention, and other emergency services or (2) Crime Control and Prevention Districts that finance the cost of certain programs, from neighborhood watch programs to drug and chemical disposal centers to family violence centers. Houston is the only major city in Texas with Emergency Services Districts, and Fort Worth is the only major city in Texas with a Crime Control and Prevention District.

Dallas is already at the maximum allowed by state law for local option sales tax—8.25 percent. Of that, 6.25 percent is allocated to the state, one percent to the City of Dallas, and one percent to Dallas Area Rapid Transit (DART). Therefore, we cannot increase our sales tax to provide additional funding for public safety through these districts.

4. Can public safety bonds be used to finance public safety operational costs?

Bonds are not an appropriate way to fund operational costs. After researching public safety bonds, the only references staff could find relate to public safety facilities such as police or fire stations. Per Texas Government Code Chapter 1331, the City may issue general obligation (G.O.) bonds payable from property taxes to (1) construct or purchase permanent improvements inside the city limits, including public buildings, waterworks, or sewers and (2) construct or improve streets and bridges. This means the City could issue bonds to pay for public safety facilities, but not for operational costs. Additionally, voters must approve all G.O. bonds before the City may issue them.

5. How does the City pursue ride-share revenues?

According to Texas HB 100, Dallas Love Field is within its right to pursue ride-share revenues by imposing regulations on ride-share operators or transportation network companies (TNCs), including a reasonable fee to or from the airport. In this case, we

DATE July 26, 2019

SUBJECT **Follow-Up to Budget Overview Briefing on June 18, 2019**

charge a trip fee of \$2.50 to ride-share operators/TNCs. Additionally, some local transportation-for-hire entities such as taxis, limos, and shuttles must obtain a municipal license, vehicle permit, and/or operating authority to become a subcontractor of a ride-share operator/TNC. These licenses and permits are another source of revenue the City can pursue.

6. What is the process and cost for the City to withdraw from Dallas Area Rapid Transit (DART) based on current conditions and conditions after DART issues additional debt for the Cotton Belt Corridor?

Under the Texas Transportation Code, the City Council may call, or voters may petition for an election to withdraw from DART every sixth calendar year (2020). If voters approve, all DART services to and within Dallas will stop the day after canvassing of election returns (effective date), although DART may still travel through the city to provide services to other member cities. Dallas must also continue contributing its sales tax revenues until its share of DART's outstanding debt as of the effective date is paid.

Per DART, the total outstanding obligation of the cities within the DART service area is \$7.6 billion as of September 30, 2018. The City's portion of that obligation is \$4.1 billion, an amount we estimate would take about 13 years to repay. Please refer to the attached Moody's Issuer Comment for additional information regarding our sales tax contribution to DART.

Please contact Director of Budget Jack Ireland if you have additional questions.

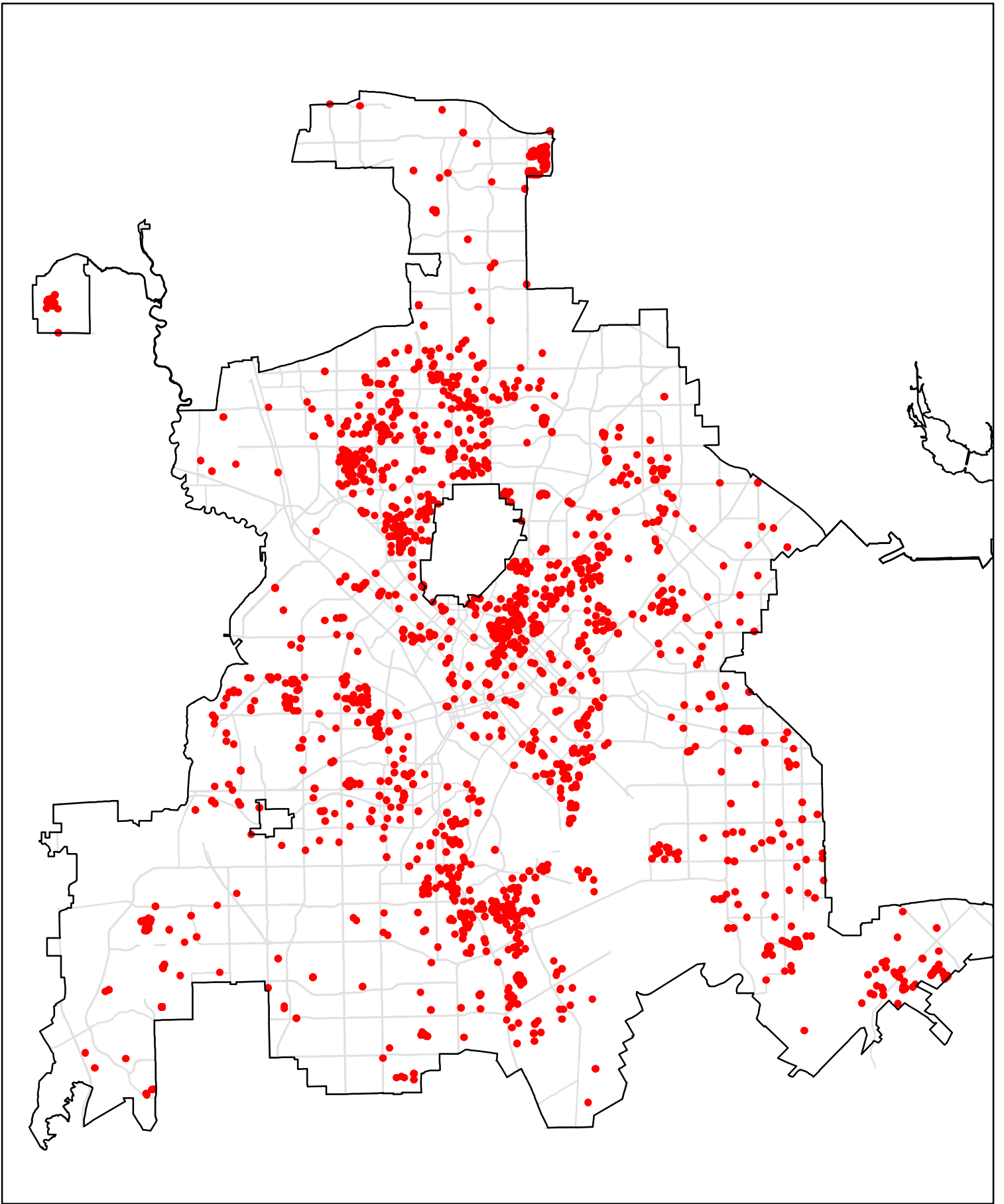


M. Elizabeth Reich
Chief Financial Officer

[Attachments]

c: T.C. Broadnax, City Manager
Chris Caso, City Attorney (Interim)
Mark Swann, City Auditor
Billerae Johnson, City Secretary
Preston Robinson, Administrative Judge
Kimberly Bizer Tolbert, Chief of Staff to the City Manager
Majed A. Al-Ghafry, Assistant City Manager

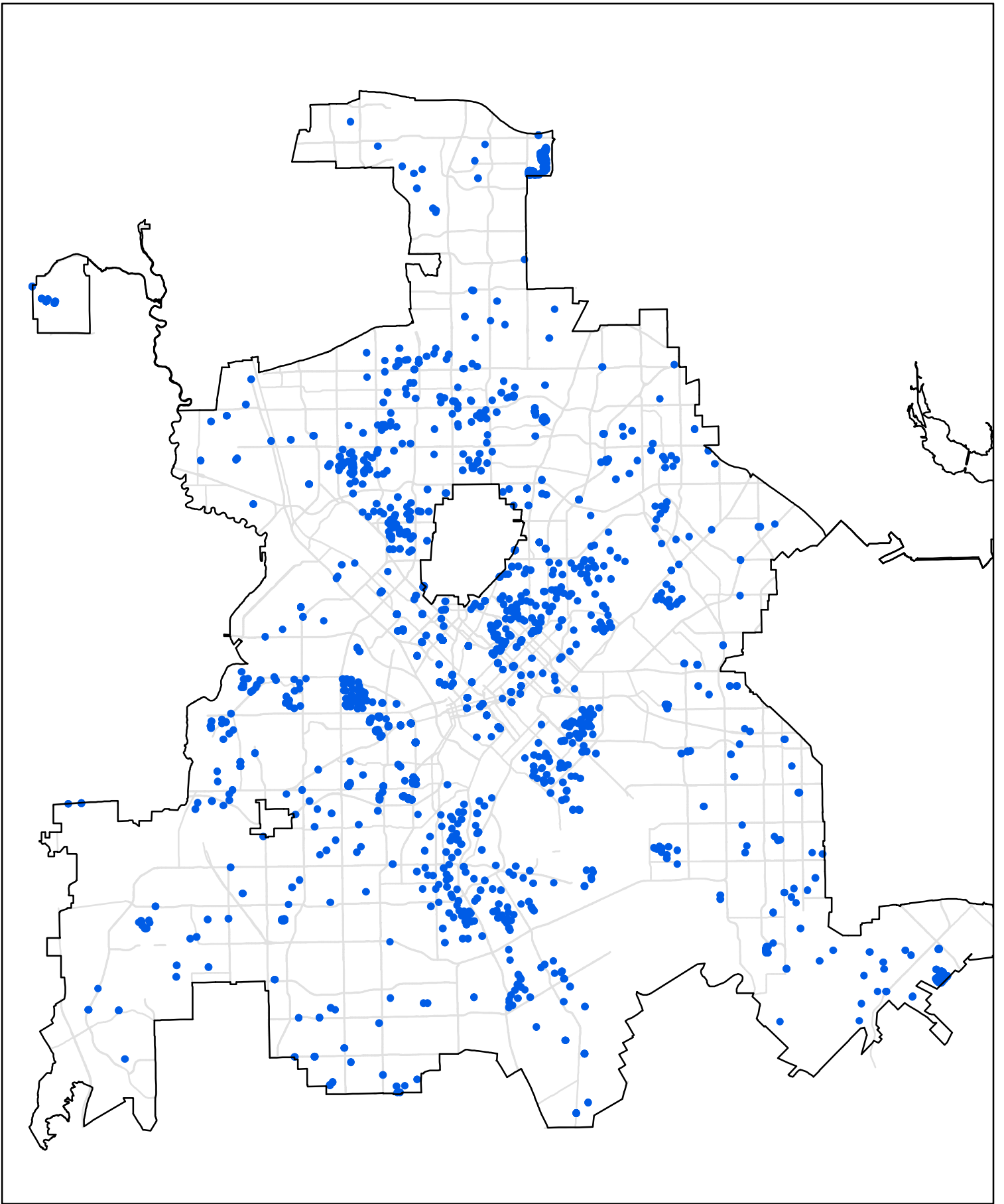
Jon Fortune, Assistant City Manager
Joey Zapata, Assistant City Manager
Nadia Chandler Hardy, Assistant City Manager and Chief Resilience Officer
Michael Mendoza, Chief of Economic Development and Neighborhood Services
Laila Alequresh, Chief Innovation Officer
M. Elizabeth (Liz) Cedillo-Pereira, Chief of Equity and Inclusion
Directors and Assistant Directors



New Construction Permits
Fiscal Year 2017-18



0 0.75 1.5 3 Miles



New Construction Permits
Fiscal Year 2018-19 (YTD)



0 0.75 1.5 3 Miles

ISSUER COMMENT

3 May 2017

Rate this Research



Contacts

Genevieve Nolan 212-553-3912
 VP-Senior Analyst
 genevieve.nolan@moody.com

Nicholas Samuels 212-553-7121
 VP-Sr Credit Officer/
 Manager
 nicholas.samuels@moody.com

Timothy Blake 212-553-4524
 MD-Public Finance
 timothy.blake@moody.com

Dallas Area Rapid Transit, TX

DART Sales Tax Off Limits Until Debt Service is Paid

On April 13 the Police and Fire Pension System Board for employees of the [City of Dallas, TX](#) (A1 negative) approved a largely symbolic resolution to seek increased funding for its ailing pension fund. As a new revenue source, the board noted the option to divert a portion of the 1% sales taxes levied by [Dallas Area Rapid Transit](#) (DART; Aa2 stable). DART's sales taxes are not Dallas' to divert and cannot be used for Dallas' pensions under current state law.

- » **Legal protections for DART bondholders are strong.** DART is a separate unit of government, distinct from the City of Dallas. The potential diversion of sales tax revenue to Dallas' pension would violate current state law, DART's pledge of the sales tax to its bondholders and its covenant not to reduce the tax.
- » **A court in another state ruled against a similar attempt to reduce or divert transit revenues already pledged to bondholders.** Voters in the [State of Washington](#) (Aa1 stable) attempted to eliminate a vehicle tax pledged to bonds issued by the [Central Puget Sound Regional Transit Authority](#) (Aaa stable). The Washington Supreme Court struck down the elimination as a violation of contract law.
- » **DART may not be completely insulated from Dallas' credit stress.** While bondholders benefit from strong legal protections, political and economic pressures cannot be ignored when evaluating credit quality. For example, a change in state law to redirect a portion of the sales tax after debt service is paid would weaken transit operations and DART's finances.

DART's Sales Tax Revenues Are Not Dallas' to Divert

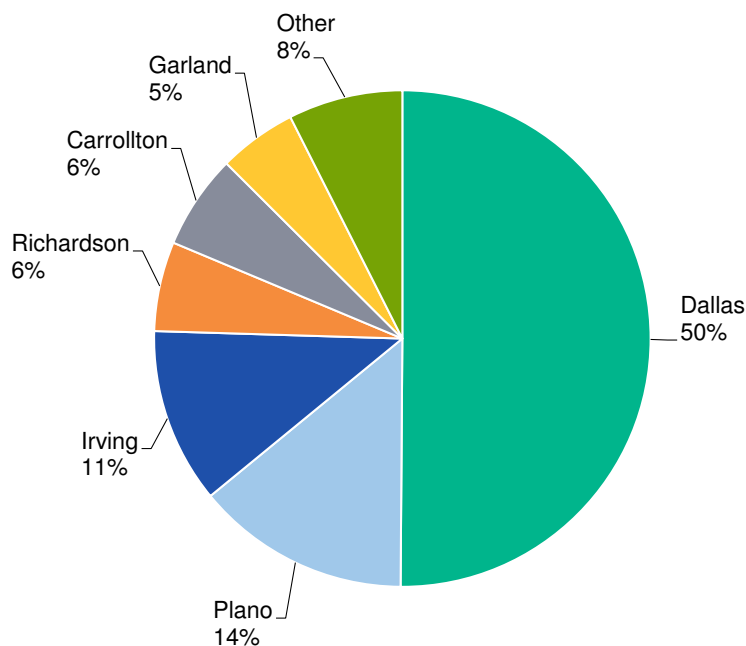
The 1% gross sales tax revenues are pledged to pay debt service on DART's \$3.3 billion of outstanding bonds. After bondholders are paid, the remainder is used to finance transit operations. State law restricts the usage of DART's pledged revenue: after debt service, the excess can only be used to fund operations, maintenance and reserves. Further, DART has covenanted in the Master Bond Resolution to protect the tax from reduction. Voters in the service area jurisdictions may choose to withdraw from DART, but there are significant disincentives from doing so: state law requires sales taxes to continue to be collected in the withdrawing entity, paying off a pro rata share of DART's outstanding debt and ending transit service in the jurisdiction.¹ Based on the statutorily-set calculation of liabilities, DART estimates sales taxes would need to be collected within Dallas for at least 13 years to pay off its financial obligation, if voters decided to leave the system.

DART was created in 1983 pursuant to state law, by a vote of residents of the service area jurisdictions. As a separate political entity and corporate body, the authority is governed by its own board, comprised of 15 members nominated by the 13 cities and towns in DART's

service area. In another election in 1984, voters authorized a 1% sales tax to fund transit operations. Again in 2000, voters pledged that 1% sales tax on a gross basis to pay bonds issued to expand the system. Sales tax revenues are collected by the [State of Texas](#) (Aaa stable) and remitted by the state comptroller to the bond trustee to pay debt service; the remainder flows to DART for operations. Sales tax revenues were \$545.9 million in fiscal 2016 and according to DART, collections in Dallas were half the total (see Exhibit 1).

Exhibit 1

Sales Taxes Collected in Dallas Represent Half of DART's Fiscal 2016 Collections



*Allocations based on DART estimates
Source: DART Fiscal 2016 CAFR

Voters Prevented From Eliminating Pledged Revenues for Other Transit System

According to public reports, the Dallas City Council has discussed asking voters to divert a portion of DART's sales tax collected in Dallas to the city. It is unlikely that, even if voters approved a diversion of DART's pledge revenue, this act would be permitted by the courts. In 2002 voters in the State of Washington approved an initiative to repeal motor vehicle excise taxes. The Central Puget Sound Regional Transit Authority had pledged this revenue stream to repay bondholders in 1999. The Washington Supreme Court ruled that the repeal of the tax impaired the constitutionally protected contractual relationship between bondholders and the transit organization. A Texas court would likely reach a similar conclusion regarding a reduction or diversion of revenues pledged to bondholders.

Political and Economic Considerations Cannot Be Ignored

While bondholders benefit from strong legal protections, broader political and economic pressures cannot be ignored when evaluating credit quality. Although we believe it is unlikely that DART will be dragged into Dallas' pension quagmire, the state government does possess strong power to change its tax laws and spending priorities if deemed necessary. State law could be changed, for example, to redirect a portion of DART's sales tax after payment of debt service. While possibly not a violation of DART's bond pledge, this would still be a credit negative action, with the potential to strain transit operations and DART's finances.

Moody's Related Research

[Proposed Federal Budget Would Compound Mass Transit Capital Funding Shortfall](#) (May 2017)

This publication does not announce a credit rating action. For any credit ratings referenced in this publication, please see the ratings tab on the issuer/entity page on www.moody.com for the most updated credit rating action information and rating history.

Endnotes

¹ Withdrawal from DART has occurred twice since its inception: in 1988 the City of [Coppell](#) (Aaa) and Town of [Flower Mound](#) (Aa1) left the system.

© 2017 Moody's Corporation, Moody's Investors Service, Inc., Moody's Analytics, Inc. and/or their licensors and affiliates (collectively, "MOODY'S"). All rights reserved.

CREDIT RATINGS ISSUED BY MOODY'S INVESTORS SERVICE, INC. AND ITS RATINGS AFFILIATES ("MIS") ARE MOODY'S CURRENT OPINIONS OF THE RELATIVE FUTURE CREDIT RISK OF ENTITIES, CREDIT COMMITMENTS, OR DEBT OR DEBT-LIKE SECURITIES, AND MOODY'S PUBLICATIONS MAY INCLUDE MOODY'S CURRENT OPINIONS OF THE RELATIVE FUTURE CREDIT RISK OF ENTITIES, CREDIT COMMITMENTS, OR DEBT OR DEBT-LIKE SECURITIES. MOODY'S DEFINES CREDIT RISK AS THE RISK THAT AN ENTITY MAY NOT MEET ITS CONTRACTUAL, FINANCIAL OBLIGATIONS AS THEY COME DUE AND ANY ESTIMATED FINANCIAL LOSS IN THE EVENT OF DEFAULT. CREDIT RATINGS DO NOT ADDRESS ANY OTHER RISK, INCLUDING BUT NOT LIMITED TO: LIQUIDITY RISK, MARKET VALUE RISK, OR PRICE VOLATILITY. CREDIT RATINGS AND MOODY'S OPINIONS INCLUDED IN MOODY'S PUBLICATIONS ARE NOT STATEMENTS OF CURRENT OR HISTORICAL FACT. MOODY'S PUBLICATIONS MAY ALSO INCLUDE QUANTITATIVE MODEL-BASED ESTIMATES OF CREDIT RISK AND RELATED OPINIONS OR COMMENTARY PUBLISHED BY MOODY'S ANALYTICS, INC. CREDIT RATINGS AND MOODY'S PUBLICATIONS DO NOT CONSTITUTE OR PROVIDE INVESTMENT OR FINANCIAL ADVICE, AND CREDIT RATINGS AND MOODY'S PUBLICATIONS ARE NOT AND DO NOT PROVIDE RECOMMENDATIONS TO PURCHASE, SELL, OR HOLD PARTICULAR SECURITIES. NEITHER CREDIT RATINGS NOR MOODY'S PUBLICATIONS COMMENT ON THE SUITABILITY OF AN INVESTMENT FOR ANY PARTICULAR INVESTOR. MOODY'S ISSUES ITS CREDIT RATINGS AND PUBLISHES MOODY'S PUBLICATIONS WITH THE EXPECTATION AND UNDERSTANDING THAT EACH INVESTOR WILL, WITH DUE CARE, MAKE ITS OWN STUDY AND EVALUATION OF EACH SECURITY THAT IS UNDER CONSIDERATION FOR PURCHASE, HOLDING, OR SALE.

MOODY'S CREDIT RATINGS AND MOODY'S PUBLICATIONS ARE NOT INTENDED FOR USE BY RETAIL INVESTORS AND IT WOULD BE RECKLESS AND INAPPROPRIATE FOR RETAIL INVESTORS TO USE MOODY'S CREDIT RATINGS OR MOODY'S PUBLICATIONS WHEN MAKING AN INVESTMENT DECISION. IF IN DOUBT YOU SHOULD CONTACT YOUR FINANCIAL OR OTHER PROFESSIONAL ADVISER. ALL INFORMATION CONTAINED HEREIN IS PROTECTED BY LAW, INCLUDING BUT NOT LIMITED TO, COPYRIGHT LAW, AND NONE OF SUCH INFORMATION MAY BE COPIED OR OTHERWISE REPRODUCED, REPACKAGED, FURTHER TRANSMITTED, TRANSFERRED, DISSEMINATED, REDISTRIBUTED OR RESOLD, OR STORED FOR SUBSEQUENT USE FOR ANY SUCH PURPOSE, IN WHOLE OR IN PART, IN ANY FORM OR MANNER OR BY ANY MEANS WHATSOEVER, BY ANY PERSON WITHOUT MOODY'S PRIOR WRITTEN CONSENT.

All information contained herein is obtained by MOODY'S from sources believed by it to be accurate and reliable. Because of the possibility of human or mechanical error as well as other factors, however, all information contained herein is provided "AS IS" without warranty of any kind. MOODY'S adopts all necessary measures so that the information it uses in assigning a credit rating is of sufficient quality and from sources MOODY'S considers to be reliable including, when appropriate, independent third-party sources. However, MOODY'S is not an auditor and cannot in every instance independently verify or validate information received in the rating process or in preparing the Moody's publications.

To the extent permitted by law, MOODY'S and its directors, officers, employees, agents, representatives, licensors and suppliers disclaim liability to any person or entity for any indirect, special, consequential, or incidental losses or damages whatsoever arising from or in connection with the information contained herein or the use of or inability to use any such information, even if MOODY'S or any of its directors, officers, employees, agents, representatives, licensors or suppliers is advised in advance of the possibility of such losses or damages, including but not limited to: (a) any loss of present or prospective profits or (b) any loss or damage arising where the relevant financial instrument is not the subject of a particular credit rating assigned by MOODY'S.

To the extent permitted by law, MOODY'S and its directors, officers, employees, agents, representatives, licensors and suppliers disclaim liability for any direct or compensatory losses or damages caused to any person or entity, including but not limited to by any negligence (but excluding fraud, willful misconduct or any other type of liability that, for the avoidance of doubt, by law cannot be excluded) on the part of, or any contingency within or beyond the control of, MOODY'S or any of its directors, officers, employees, agents, representatives, licensors or suppliers, arising from or in connection with the information contained herein or the use of or inability to use any such information.

NO WARRANTY, EXPRESS OR IMPLIED, AS TO THE ACCURACY, TIMELINESS, COMPLETENESS, MERCHANTABILITY OR FITNESS FOR ANY PARTICULAR PURPOSE OF ANY SUCH RATING OR OTHER OPINION OR INFORMATION IS GIVEN OR MADE BY MOODY'S IN ANY FORM OR MANNER WHATSOEVER.

Moody's Investors Service, Inc., a wholly-owned credit rating agency subsidiary of Moody's Corporation ("MCO"), hereby discloses that most issuers of debt securities (including corporate and municipal bonds, debentures, notes and commercial paper) and preferred stock rated by Moody's Investors Service, Inc. have, prior to assignment of any rating, agreed to pay to Moody's Investors Service, Inc. for appraisal and rating services rendered by it fees ranging from \$1,500 to approximately \$2,500,000. MCO and MIS also maintain policies and procedures to address the independence of MIS's ratings and rating processes. Information regarding certain affiliations that may exist between directors of MCO and rated entities, and between entities who hold ratings from MIS and have also publicly reported to the SEC an ownership interest in MCO of more than 5%, is posted annually at www.moody.com under the heading "Investor Relations — Corporate Governance — Director and Shareholder Affiliation Policy."

Additional terms for Australia only: Any publication into Australia of this document is pursuant to the Australian Financial Services License of MOODY'S affiliate, Moody's Investors Service Pty Limited ABN 61 003 399 657 AFSL 336969 and/or Moody's Analytics Australia Pty Ltd ABN 94 105 136 972 AFSL 383569 (as applicable). This document is intended to be provided only to "wholesale clients" within the meaning of section 761G of the Corporations Act 2001. By continuing to access this document from within Australia, you represent to MOODY'S that you are, or are accessing the document as a representative of, a "wholesale client" and that neither you nor the entity you represent will directly or indirectly disseminate this document or its contents to "retail clients" within the meaning of section 761G of the Corporations Act 2001. MOODY'S credit rating is an opinion as to the creditworthiness of a debt obligation of the issuer, not on the equity securities of the issuer or any form of security that is available to retail investors. It would be reckless and inappropriate for retail investors to use MOODY'S credit ratings or publications when making an investment decision. If in doubt you should contact your financial or other professional adviser.

Additional terms for Japan only: Moody's Japan K.K. ("MJKK") is a wholly-owned credit rating agency subsidiary of Moody's Group Japan G.K., which is wholly-owned by Moody's Overseas Holdings Inc., a wholly-owned subsidiary of MCO. Moody's SF Japan K.K. ("MSFJ") is a wholly-owned credit rating agency subsidiary of MJKK. MSFJ is not a Nationally Recognized Statistical Rating Organization ("NRSRO"). Therefore, credit ratings assigned by MSFJ are Non-NRSRO Credit Ratings. Non-NRSRO Credit Ratings are assigned by an entity that is not a NRSRO and, consequently, the rated obligation will not qualify for certain types of treatment under U.S. laws. MJKK and MSFJ are credit rating agencies registered with the Japan Financial Services Agency and their registration numbers are FSA Commissioner (Ratings) No. 2 and 3 respectively.

MJKK or MSFJ (as applicable) hereby disclose that most issuers of debt securities (including corporate and municipal bonds, debentures, notes and commercial paper) and preferred stock rated by MJKK or MSFJ (as applicable) have, prior to assignment of any rating, agreed to pay to MJKK or MSFJ (as applicable) for appraisal and rating services rendered by it fees ranging from JPY200,000 to approximately JPY350,000,000.

MJKK and MSFJ also maintain policies and procedures to address Japanese regulatory requirements.

REPORT NUMBER 1070396

Contacts

Genevieve Nolan 212-553-3912
VP-Senior Analyst
genevieve.nolan@moodys.com

CLIENT SERVICES

Americas	1-212-553-1653
Asia Pacific	852-3551-3077
Japan	81-3-5408-4100
EMEA	44-20-7772-5454

Memorandum



CITY OF DALLAS

DATE July 26, 2019

TO Honorable Mayor and Members of the City Council

SUBJECT **Budget Accountability Report – May 2019**

The Budget Accountability Report (BAR) based on information through May 31, 2019, is attached for your review. This report combines the Financial Forecast Report (FFR), Dallas 365, and Budget Initiative Tracker into a single monthly report.

The Office of Budget will also provide the June BAR via memo next month. When committee meetings resume in September, the Office of Budget will provide this information to the appropriate committee.

If you have any questions, please contact Jack Ireland, Director in the Office of Budget.

A handwritten signature in blue ink that reads "M. Elizabeth Reich".

M. Elizabeth Reich
Chief Financial Officer

[Attachment]

c: Chris Caso, City Attorney (Interim)
Mark Swann, City Auditor
Billerae Johnson, City Secretary
Preston Robinson, Administrative Judge
Kimberly Bizzor Tolbert, Chief of Staff to the City Manager
Majed A. Al-Ghafry, Assistant City Manager
Jon Fortune, Assistant City Manager

Joey Zapata, Assistant City Manager
Nadia Chandler Hardy, Assistant City Manager and Chief Resilience Officer
Michael Mendoza, Chief of Economic Development and Neighborhood Services
M. Elizabeth Reich, Chief Financial Officer
Laila Alequresh, Chief Innovation Officer
M. Elizabeth (Liz) Cedillo-Pereira, Chief of Equity and Inclusion
Directors and Assistant Directors



MAY 2019

BUDGET ACCOUNTABILITY REPORT

PREPARED BY THE

OFFICE OF BUDGET

1500 Marilla Street, 4FN
Dallas, TX 75201

214-670-3659
financialtransparency.dallascityhall.com

EXECUTIVE SUMMARY

Financial Forecast Report

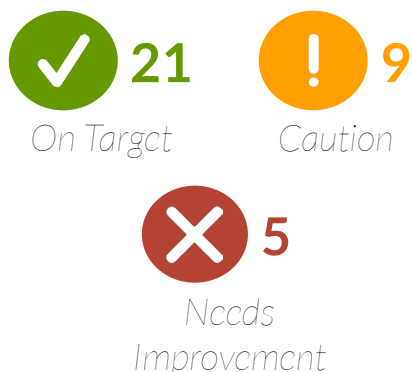
Operating Fund	Year-End Forecast vs. Budget	
	Revenues	Expenses
General Fund	✓	✓
Aviation	✓	✓
Convention and Event Services	✓	✓
Municipal Radio	!	✓
Sanitation Services	✓	✓
Storm Drainage Management	✓	✓
Sustainable Development and Construction	✓	✓
Dallas Water Utilities	!	!
Information Technology	✓	✓
Radio Services	✓	✓
Equipment and Fleet Management	✓	✓
Express Business Center	!	✓
9-1-1 System Operations	✓	✓
Debt Service	✓	✓

✓ YE forecast within 5% of budget

! YE forecast within 6-10% of budget

✗ YE forecast more than 10% from budget or no forecast provided

Dallas 365



Budget Initiative Tracker



FINANCIAL FORECAST REPORT

The Financial Forecast Report (FFR) provides a summary of financial activity through May 31, 2019, for the General Fund and other annual operating funds of the City. The Adopted Budget reflects the budget adopted by City Council on September 18, 2018, effective October 1 through September 30. The Amended Budget column reflects City Council-approved transfers between funds and programs, approved use of contingency, and other amendments supported by revenue or fund balance.

Year-to-Date (YTD) Actual amounts represent revenue or expenses/encumbrances that have occurred through the end of the most recent accounting period. Departments provide the Year-End (YE) Forecast, which projects anticipated revenues and expenditures as of September 30, 2019. The variance is the difference between the FY 2018-19 Amended Budget and the YE Forecast. Variance notes are provided when the YE forecast is +/- five percent of the amended budget and/or if YE expenditures are forecast to exceed the amended budget.

General Fund Overview

	FY 2018-19 Adopted Budget	FY 2018-19 Amended Budget	YTD Actual	YE Forecast	Variance
Beginning Fund Balance	\$182,017,646	\$182,017,646		\$207,908,478	\$25,890,832
Revenues	1,365,966,274	1,368,601,406	1,106,933,582	1,378,684,295	10,082,889
Expenditures	1,365,966,274	1,368,601,406	797,980,087	1,366,357,134	(2,244,272)
Ending Fund Balance	\$182,017,646	\$182,017,646		\$220,235,639	\$38,217,993

The General Fund overview provides a summary of financial activity through May 31, 2019.

Fund Balance. The summary includes fund balance with the YE revenue and expenditure forecasts. The YE forecast beginning fund balance represents the FY 2017-18 audited unassigned ending fund balance and includes FY 2017-18 YE savings.

Revenues. Through May 31, 2019, General Fund revenues are projected to be \$10,083,000 over budget. This is primarily due to forecasted increases in sales tax collections and interest revenue.

Expenditures. Through May 31, 2019, General Fund expenditures are projected to be under budget by \$2,244,000. Departments are under budget primarily because of salary savings from vacant positions.

Amendments. The General Fund budget was amended on:

- November 14, 2018, by resolution #18-1641 in the amount of \$155,000 for the District 4 runoff election.
- February 13, 2019, by resolution #19-0296 in the amount of \$480,000 for the disassembly, removal, and transfer to storage of the Confederate monument in Pioneer Cemetery.
- April 24, 2019, by ordinance #31779 for mid-year appropriation ordinance adjustments consisting of a \$75,000 increase to Civil Service, \$80,700 increase to City Controller's Office, \$150,000 decrease to Court and Detention Services, \$100,000 decrease to Library, \$73,520 decrease to Non-Departmental, \$150,710 increase to 311 Customer Service, \$142,110 increase to Office of Homeless Solutions, \$125,000 decrease to Public Affairs and Outreach, \$250,000 increase to Dallas Police Department from Contingency Reserve, and a \$500,000 increase to Park and Recreation from Contingency Reserve.
- May 15, 2019, by resolution #19-0737 in the amount of \$1,250,000 for the citywide runoff election.

Financial Forecast Report

GENERAL FUND REVENUE

Revenue Category ¹	FY 2018-19 Adopted Budget	FY 2018-19 Amended Budget	YTD Actual	YE Forecast	Variance
Property Tax	\$727,886,279	\$727,886,279	\$723,344,588	\$728,961,732	\$1,075,453
Sales Tax ²	311,645,016	311,645,016	210,983,313	317,296,876	5,651,860
Franchise and Other	133,347,988	133,347,988	78,546,248	132,715,281	(632,707)
Charges for Service	110,146,088	110,146,088	49,000,118	113,449,311	3,303,223
Fines and Forfeitures	34,244,958	34,244,958	16,731,189	33,655,308	(589,650)
Operating Transfers In ³	24,823,767	27,458,899	9,641,937	24,122,899	(3,336,000)
Intergovernmental	9,563,291	9,563,291	3,559,104	9,552,658	(10,633)
Miscellaneous ⁴	6,320,104	6,320,104	5,259,640	7,221,505	901,401
Licenses and Permits	5,670,499	5,670,499	4,112,752	5,954,031	283,532
Interest ⁵	2,318,284	2,318,284	5,754,694	5,754,694	3,436,410
Total Revenue	\$1,365,966,274	\$1,368,601,406	\$1,106,933,582	\$1,378,684,295	\$10,082,889

VARIANCE NOTES

General Fund revenue variance notes are provided below for revenue categories with YE forecast variances of +/- five percent and revenue with an amended budget.

1 Revenue Category. Beginning with the December 2018 BAR, revenue categories have been restated to match the City's Chart of Accounts.

2 Sales Tax. Sales tax revenues are forecast to be \$5,652,000 over budget due to increased collections. Over the most recent 12 months, sales tax receipts have increased by 4.5 percent.

3 Operating Transfers In. The revenue budget for Operating Transfers In was amended on November 14, 2018, by resolution #18-1641 in the amount of \$155,132 for the District 4 runoff election; on February 13, 2019, by resolution #19-0296 in the amount of \$480,000 for the disassembly, removal, and transfer to storage of the Confederate monument in Pioneer Cemetery; on April 24, 2019, by ordinance #31179 in the amount of \$750,000 for the police staffing study and evening youth programs in Park and Recreation; and on May 15, 2019 by resolution #19-0737 in the amount of \$1,250,000 for the citywide runoff election. Revenue is forecast to be under budget due to deferral of inter-fund transfers.

4 Miscellaneous. Miscellaneous revenues are forecast to be \$901,000 over budget primarily due to facility rental fees.

5 Interest. Interest revenue is forecast to be \$3,436,000 over budget based on current trends and actual collections.

Financial Forecast Report

GENERAL FUND EXPENDITURES

Expenditure Category	FY 2018-19 Adopted Budget	FY 2018-19 Amended Budget	YTD Actual	YE Forecast	Variance
Civilian Pay	\$241,344,527	\$240,077,267	\$141,709,193	\$226,738,495	(\$13,338,772)
Civilian Overtime	6,660,128	6,678,021	6,016,949	9,411,304	2,733,283
Civilian Pension	35,070,258	34,863,889	20,428,876	32,929,304	(1,934,585)
Uniform Pay	423,709,510	423,709,510	269,397,349	416,790,711	(6,918,799)
Uniform Overtime	39,354,268	39,354,268	28,565,455	46,921,365	7,567,097
Uniform Pension	159,002,901	159,002,901	101,293,776	159,002,901	0
Health Benefits	68,816,185	68,780,215	37,745,765	68,758,560	(21,655)
Workers Comp	10,508,446	10,508,446	0	10,506,253	(2,193)
Other Personnel Services	12,666,100	12,638,064	7,642,773	12,521,374	(116,690)
Total Personnel Services ¹	997,132,323	995,612,581	612,800,135	983,580,267	(12,032,314)
Supplies ²	77,884,269	77,573,458	44,233,833	82,461,877	4,888,419
Contractual Services ³	366,535,382	369,338,252	163,885,078	372,603,302	3,265,050
Capital Outlay ⁴	13,617,618	15,195,551	5,927,975	18,681,175	3,485,624
Reimbursements ⁵	(89,203,318)	(89,118,436)	(28,866,935)	(90,969,487)	(1,851,051)
Total Expenditures	\$1,365,966,274	\$1,368,601,406	\$797,980,085	\$1,366,357,134	(\$2,244,272)

VARIANCE NOTES

1 Personnel Services. Current YE civilian pay forecast is \$13,338,000 under budget primarily due to vacancy savings that fully offset the \$2,733,000 overrun in civilian overtime. Uniform overtime YE forecast assumes \$7,067,000 anticipated use of overtime for the Dallas Police Department (DPD) and \$500,000 for Dallas Fire-Rescue (DFR), partially offset by \$6,919,000 in uniform vacancy savings. Uniform pension YE forecast equals budget and includes the \$156,819,000 contribution required to fund the police and fire pension as enacted by the Texas Legislature through HB 3158 and additional funding for supplemental pension.

2 Supplies. Current YE forecast is \$4,888,000 above budget primarily due to higher than budgeted Park and Recreation gas and water expenses to be offset by additional revenue of \$1,490,000 from Fair Park First, greater than budgeted Office of Cultural Affairs gas and furniture expenses, and greater than anticipated usage of medical-surgical supplies by Dallas Animal Services, unbudgeted technology expenses in Code Compliance, and increased costs related to repair of fire apparatus.

3 Contractual Services. Contractual Services are \$3,265,000 over budget due to the use of temporary help and day labor expenses in various departments offset by salary savings, unbudgeted equipment upgrades and maintenance in DFR and DPD, increased use of professional services in the City Attorney's Office, and unbudgeted major repairs to City facilities. Contractual costs related to the Safelight program decreased due to state legislative changes.

4 Capital Outlay. Current YE forecast is \$3,485,000 over budget primarily due to \$275,000 for traffic signal replacement, \$2,700,000 in signal improvements and storm damage repair, and the replacement of five ambulances as a result of wrecks. Appropriations were adjusted for the \$1,420,000 purchase of vehicles and heavy equipment for Code Compliance's Community Clean! initiative.

5 Reimbursements. General Fund reimbursements reflect contributions from various agencies, including federal and state funds, internal service fund departments, and enterprise fund departments. Current YE forecasts are \$1,851,000 greater than budget due to increased reimbursements to HR for implementation of the human resources information system and DPD overtime reimbursements from confiscated funds.

Financial Forecast Report

GENERAL FUND EXPENDITURES

Expenditure by Department	FY 2018-19 Adopted Budget	FY 2018-19 Amended Budget	YTD Actual	YE Forecast	Variance
Building Services ¹	\$22,729,907	\$22,729,907	\$14,638,088	\$23,425,201	\$695,294
City Attorney's Office	18,348,876	18,348,876	10,635,736	17,999,462	(349,414)
City Auditor's Office	3,367,314	3,367,314	1,819,100	3,332,106	(35,208)
City Controller's Office ²	6,768,899	6,917,984	4,565,389	6,902,836	(15,148)
Independent Audit	917,892	917,892	0	917,892	0
City Manager's Office	2,787,305	2,823,827	1,691,110	2,823,827	0
City Secretary ³	4,350,544	5,755,676	4,181,045	5,642,426	(113,250)
Civil Service ⁴	3,241,621	3,316,621	1,843,332	3,310,474	(6,147)
Code Compliance ⁵	31,635,395	31,635,395	18,494,302	31,635,395	0
Court Services ⁶	23,314,074	23,164,074	12,742,447	22,290,047	(874,027)
Jail Contract	8,908,016	8,908,016	5,196,343	8,908,016	0
Dallas Animal Services	14,878,667	14,878,667	8,917,965	14,823,160	(55,507)
Dallas Fire-Rescue	294,483,209	294,483,209	176,680,800	294,125,051	(358,158)
Dallas Police Department ⁷	486,752,691	487,002,691	301,668,747	489,021,652	2,018,961
Housing and Neighborhood Services	4,213,724	4,213,724	1,415,255	4,112,975	(100,749)
Human Resources	7,005,071	7,005,071	4,360,700	7,005,071	(0)
Judiciary	3,446,356	3,706,181	2,245,073	3,679,140	(27,041)
Library ⁸	34,138,717	34,038,717	19,768,573	33,131,104	(907,613)
Office of Management Services		0			
311 Customer Service ⁹	4,495,891	4,713,915	1,426,390	4,721,195	7,280
Council Agenda Office	219,414	219,414	139,503	219,414	0
Office of Equity and Human Rights	998,436	998,436	565,748	998,436	0
Office of Innovation ¹⁰	603,668	603,668	176,492	439,287	(164,381)
Office of Strategic Partnerships ¹¹	1,053,433	1,053,433	593,563	993,296	(60,137)
Office of Business Diversity	894,165	894,165	515,044	878,269	(15,896)
Office of Community Care	5,375,877	5,375,877	3,117,101	5,375,877	(0)
Office of Emergency Management ¹²	877,113	877,113	324,607	837,113	(40,000)
Office of Environmental Quality	2,734,360	2,734,360	2,652,615	2,734,360	0
Office of Homeless Solutions ¹³	11,546,393	11,688,503	7,543,726	11,590,624	(97,879)
Public Affairs and Outreach ¹⁴	2,098,745	1,973,745	906,698	1,797,561	(176,184)
Welcoming Communities	623,124	623,124	283,299	620,858	(2,266)
Mayor and City Council	4,989,530	4,989,530	2,921,163	4,807,706	(181,824)
Non-Departmental ¹⁵	92,727,295	92,653,775	18,663,365	90,689,366	(1,964,409)
Office of Budget	3,796,050	3,796,050	2,145,309	3,648,488	(147,562)
Office of Cultural Affairs ¹⁶	19,973,188	20,453,188	17,665,583	20,447,535	(5,653)
Office of Economic Development	4,972,909	4,972,909	3,263,662	4,970,601	(2,308)
Park and Recreation ¹⁷	98,542,371	99,042,371	62,564,491	99,582,371	540,000
Planning and Urban Design ¹⁸	3,171,871	3,171,871	1,684,938	2,836,350	(335,521)
Procurement Services ²¹	2,443,038	2,622,104	1,608,366	2,610,148	(11,956)
Public Works	75,856,653	75,856,653	48,267,892	75,640,073	(216,580)
Sustainable Development	2,194,525	2,194,525	1,805,099	2,194,525	(0)
Transportation ¹⁹	47,219,419	47,219,419	25,530,283	47,978,432	759,013
Total Departments	\$1,358,695,746	\$1,361,941,990	\$795,228,942	\$1,359,697,718	(\$2,244,272)
Liability/Claim Fund Transfer	2,751,145	2,751,145	2,751,145	2,751,145	0
Contingency Reserve	2,319,383	2,319,383	0	2,319,383	0
Salary and Benefit Reserve ²⁰	2,200,000	1,588,888	0	1,588,888	0
Total Expenditures	\$1,365,966,274	\$1,368,601,406	\$797,980,087	\$1,366,357,134	(\$2,244,272)

VARIANCE NOTES

General Fund variance notes are provided below for departments with YE forecast variances of +/- five percent, amended budgets, or YE forecasts projected to exceed budget.

1 Building Services. Expenditures are forecast to be \$695,000 over budget primarily due to repairs to facilities in the Arts and Central districts, City Hall, Martin Weiss Recreation Center, and Thanksgiving Square, as well as increased usage of pest control, dumpster rentals, and landscaping activities at City Hall, which may be offset by savings in other departments.

2 City Controller's Office. The City Controller's Office budget was increased by \$80,700 on April 24, 2019, by ordinance #31179 for technology upgrades and Certified Accounts Payable Professional certification, training, and membership dues.

3 City Secretary. The City Secretary budget was increased by \$155,000 on November 14, 2018, by resolution #18-1641 for the District 4 runoff election and by \$1,250,000 on May 15, 2019, by resolution #19-0737 for the citywide runoff election.

4 Civil Service. The Civil Service budget was increased by \$75,000 on April 24, 2019, by ordinance #31179 for installation of a new secure card key entry system, computer equipment for DPD and DFR testing, and updates to the Civil Service board room.

5 Code Compliance. Savings projected in the March BAR are being used to purchase equipment for the Community Clean! initiative, approved on May 22, 2019, by resolution #19-0829.

6 Court Services. The Court Services budget was decreased by \$150,000 on April 24, 2019, by ordinance #31179.

7 Dallas Police Department. The Dallas Police Department budget was increased by \$250,000 on April 24, 2019, by ordinance #31179 for a uniform staffing study. The department is projecting to be \$2,019,000 over budget due to increased use of uniform overtime.

8 Library. The Library budget was decreased by \$100,000 on April 24, 2019, by ordinance #31179. Expenses are projected to be \$907,000 under budget mainly due to lower-than-anticipated costs for the purchase and installation of the RFID materials checkout system.

9 311 Customer Service. The 311 Customer Service budget was increased by \$150,710 on April 24, 2019, by ordinance #31179 for reclassification of positions and the use of temporary employees. Expenditures are forecast to be \$7,000 over budget due to expenses related to an office remodel, which may be offset by savings in other Management Services divisions.

10 Office of Innovation. Expenditures are forecast to be \$164,000 under budget primarily due to vacancies.

11 Office of Strategic Partnerships. Expenditures are forecast to be \$60,000 under budget due to two vacancies.

12 Office of Emergency Management. The Office of Emergency Management budget is forecast to be \$40,000 under budget due to an increased reimbursement from Storm Drainage Management.

13 Office of Homeless Solutions. The Office of Homeless Solutions budget was increased by \$142,110 on April 24, 2019, by ordinance #31179 for temporary staff hired to implement the Continuum of Care.

14 Public Affairs and Outreach. The Public Affairs and Outreach budget was decreased by \$125,000 on April 24, 2019, by ordinance #31179. Expenditures are forecast to be \$176,000 under budget due to hiring delays for vacant positions and lower costs associated with off-site City Council meetings.

VARIANCE NOTES

15 Non-Departmental. The Non-Departmental budget was decreased by \$73,520 on April 24, 2019, by ordinance #31179. Expenditures are forecast to be \$1,964,000 under budget due to delays in departmental Master Lease purchases for fleet and equipment and an expected year-end appropriations transfer of \$500,000 to Transportation for the strategic mobility plan approved by City Council on February 13, 2019, by resolution #19-0297.

16 Office of Cultural Affairs. The Office of Cultural Affairs budget was increased by \$480,000 on February 13, 2019, by resolution #19-0296 for the disassembly, removal, and transfer to storage of the Confederate monument in Pioneer Cemetery.

17 Park and Recreation. The Park and Recreation budget was increased by \$500,000 on April 24, 2019, by ordinance #31179 to develop and expand youth programs during evenings and weekends. Expenditures are forecast to be \$540,000 over budget due to weather-related damage to PKR facilities.

18 Planning and Urban Design. Expenditures are forecast to be \$335,000 under budget due to salary savings from nine vacant positions.

19 Transportation. Expenditures are forecast to be \$759,000 over budget primarily due to an unplanned traffic signal upgrade, other traffic signal improvements, and a staff augmentation contract, partially offset by 57 vacant positions and savings from Safelight-related expenses. Overages may be covered by savings from other departments. A year-end appropriations transfer of \$500,000 is expected from Non-Departmental to cover the cost of the strategic mobility plan approved by City Council on February 13, 2019, by resolution #19-0297.

20 Salary and Benefit Reserve. Salary and Benefit Reserve funds totaling \$611,000 were allocated to City Controller's Office (\$68,000), City Manager's Office (\$37,000), Judiciary (\$260,000), 311 Customer Service (\$67,000), and Procurement Services (\$179,000) for personnel-related expenditures, primarily vacation and sick termination payments, and City Council-approved increases to municipal judges' salaries.

Financial Forecast Report

ENTERPRISE FUNDS

Department	FY 2018-19 Adopted Budget	FY 2018-19 Amended Budget	YTD Actual	YE Forecast	Variance
------------	------------------------------	------------------------------	------------	-------------	----------

AVIATION¹

Beginning Fund Balance	\$14,216,560	\$14,216,560		\$5,570,308	(\$8,646,252)
Total Revenues	144,132,819	154,991,423	92,636,715	154,991,423	0
Total Expenditures	144,132,819	154,991,423	72,131,350	154,991,423	0
Ending Fund Balance	\$14,216,560	\$14,216,560		\$5,570,308	(\$8,646,252)

CONVENTION AND EVENT SERVICES²

Beginning Fund Balance	\$33,234,399	\$33,234,399		\$39,186,345	\$5,951,946
Total Revenues	108,647,915	108,647,915	66,436,920	110,064,831	1,416,916
Total Expenditures	108,647,915	108,647,915	57,467,611	110,064,831	1,416,916
Ending Fund Balance	\$33,234,399	\$33,234,399		\$39,186,345	\$5,951,946

MUNICIPAL RADIO

Beginning Fund Balance	\$1,205,492	\$1,205,492		\$1,055,872	(\$149,620)
Total Revenues	2,178,813	2,178,813	1,170,129	1,786,652	(392,161)
Total Expenditures	2,076,728	2,076,728	1,288,771	2,073,684	(3,044)
Ending Fund Balance	\$1,307,577	\$1,307,577		\$768,840	(\$538,737)

Note: FY 2018-19 budget reflects revenue in excess of expenses.

SANITATION SERVICES³

Beginning Fund Balance	\$29,641,449	\$29,641,449		\$24,416,494	(\$5,224,955)
Total Revenues	112,653,465	114,157,465	83,212,519	118,675,725	4,518,260
Total Expenditures	112,653,465	114,157,465	50,585,265	118,675,725	4,518,260
Ending Fund Balance	\$29,641,449	\$29,641,449		\$24,416,494	(\$5,224,955)

STORM DRAINAGE MANAGEMENT—DALLAS WATER UTILITIES

Beginning Fund Balance	\$7,928,950	\$7,928,950		\$12,692,716	\$4,763,766
Total Revenues	58,436,837	58,436,837	39,162,292	58,465,982	29,145
Total Expenditures	58,436,837	58,436,837	33,318,186	58,436,837	0
Ending Fund Balance	\$7,928,950	\$7,928,950		\$12,721,861	\$4,792,911

SUSTAINABLE DEVELOPMENT AND CONSTRUCTION⁴

Beginning Fund Balance	\$43,833,830	\$43,833,830		\$47,568,451	\$3,734,621
Total Revenues	33,143,848	33,143,848	24,384,784	33,282,372	138,524
Total Expenditures	34,571,119	34,571,119	19,374,457	34,871,118	300,000
Ending Fund Balance	\$42,406,559	\$42,406,559		\$46,279,705	\$3,873,146

Note: FY 2018-19 budget reflects planned use of fund balance.

WATER UTILITIES⁵

Beginning Fund Balance	\$118,325,578	\$118,325,578		\$145,368,915	\$27,043,337
Total Revenues	665,005,577	665,005,577	369,120,154	612,013,026	(52,992,551)
Total Expenditures	665,491,395	665,491,395	344,882,890	618,805,876	(46,685,519)
Ending Fund Balance	\$117,839,760	\$117,839,760		\$138,576,064	\$20,736,304

Note: FY 2018-19 budget reflects planned use of fund balance.

Financial Forecast Report

INTERNAL SERVICE FUNDS

Department	FY 2018-19 Adopted Budget	FY 2018-19 Amended Budget	YTD Actual	YE Forecast	Variance
------------	------------------------------	------------------------------	------------	-------------	----------

INFORMATION TECHNOLOGY

Beginning Fund Balance	\$10,887,991	\$10,887,991		\$11,210,496	\$322,505
Total Revenues	69,434,657	69,434,657	37,569,609	69,479,245	44,588
Total Expenditures	77,011,403	77,011,403	54,742,419	76,110,861	(900,542)
Ending Fund Balance	\$3,311,245	\$3,311,245		\$4,578,881	\$1,267,636

Note: FY 2018-19 budget reflects planned use of fund balance.

RADIO SERVICES

Beginning Fund Balance	\$2,800,576	\$2,800,576		\$3,086,522	\$285,946
Total Revenues	5,917,772	5,917,772	2,614,600	5,917,292	(480)
Total Expenditures	8,651,413	8,651,413	4,866,978	8,585,282	(66,131)
Ending Fund Balance	\$66,935	\$66,935		\$418,532	\$351,597

Note: FY 2018-19 budget reflects planned use of fund balance.

EQUIPMENT AND FLEET MANAGEMENT⁶

Beginning Fund Balance	\$7,254,000	\$7,254,000		\$6,862,856	(\$391,144)
Total Revenues	54,412,850	55,662,517	4,658,575	56,165,629	503,112
Total Expenditures	54,912,850	56,162,517	34,566,603	56,665,629	503,112
Ending Fund Balance	\$6,754,000	\$6,754,000		\$6,362,856	(\$391,144)

Note: FY 2018-19 budget reflects planned use of fund balance.

EXPRESS BUSINESS CENTER

Beginning Fund Balance	\$2,682,143	\$2,682,143		\$2,793,339	\$111,196
Total Revenues	2,593,790	2,593,790	1,691,487	2,846,430	252,640
Total Expenditures	2,137,496	2,137,496	1,027,214	2,129,203	(8,293)
Ending Fund Balance	\$3,138,437	\$3,138,437		\$3,510,566	\$372,129

Note: FY 2018-19 budget reflects revenue in excess of expenses.

Financial Forecast Report

OTHER FUNDS

Department	FY 2018-19 Adopted Budget	FY 2018-19 Amended Budget	YTD Actual	YE Forecast	Variance
9-1-1 SYSTEM OPERATIONS					
Beginning Fund Balance	\$7,852,062	\$7,852,062		\$10,243,774	\$2,391,712
Total Revenues	12,018,812	12,018,812	7,994,924	12,350,281	331,469
Total Expenditures	15,176,553	15,176,553	9,388,592	15,140,321	(36,232)
Ending Fund Balance	\$4,694,321	\$4,694,321		\$7,453,734	\$2,759,413

Note: FY 2018-19 budget reflects planned use of fund balance.

DEBT SERVICE

Beginning Fund Balance	\$32,549,163	\$32,549,163		\$28,898,633	(\$3,650,530)
Total Revenues	289,189,656	289,189,656	269,348,215	290,659,897	1,470,241
Total Expenditures	296,200,044	296,200,044	145,278,350	296,200,044	0
Ending Fund Balance	\$25,538,775	\$25,538,775		\$23,358,485	(\$2,180,290)

Note: FY 2018-19 budget reflects planned use of fund balance.

EMPLOYEE BENEFITS

City Contributions	\$94,862,835	\$94,862,835	54,777,569	\$94,862,835	\$0
Employee Contributions	36,126,244	36,126,244	28,281,825	36,126,244	0
Retiree	31,963,243	31,963,243	18,214,151	31,963,243	0
Other	0	0	261,075	261,075	261,075
Total Revenues	162,952,322	162,952,322	101,534,622	163,183,470	261,075
Total Expenditures	\$160,083,133	\$160,083,133	\$80,243,654	\$160,083,133	\$0

Note: FY 2018-19 budget reflects revenue in excess of expenses. FY 2018-19 YE forecast reflects claim expenses expected to occur in the fiscal year. Fund balance (not included) reflects incurred by not reported (IBNR) claims.

RISK MANAGEMENT

Worker's Compensation	\$13,701,708	\$13,701,708	\$9,629,483	\$13,701,708	\$0
Third Party Liability	10,227,315	10,227,315	242,777	10,227,315	0
Purchased Insurance	3,029,284	3,029,284	1,962,816	3,029,284	0
Interest and Other	749,900	749,900	27,984	749,900	0
Total Revenues	27,708,207	27,708,207	11,863,060	27,708,207	0
Total Expenditures	\$34,166,607	\$34,166,607	\$9,566,500	\$34,166,607	\$0

Note: FY 2018-19 budget reflects planned use of fund balance. FY 2018-19 YE forecast reflects claim expenses expected to occur in the fiscal year. Fund balance (not included) reflects the total current liability for Risk Management (Worker's Compensation/Liability/Property Insurance).

VARIANCE NOTES

The Enterprise, Internal Service, and Other Funds summaries include the beginning fund balance with the YE revenue and expenditure forecasts. The YE forecast beginning fund balance represents the FY 2017-18 audited ending fund balance and any additional YE savings. Variance notes are provided below for funds with a YE forecast variance of +/- five percent, YE forecast projected to exceed budget, or projected use of fund balance.

1 Aviation. The Aviation budget was increased by \$10,859,000 on April 24, 2019, by ordinance #31179 to accrue revenues to service a fall 2019 payment on the Series 2017 Bonds and for the purchase of IT storage infrastructure, offset by \$10,859,000 in increased revenues.

2 Convention Center. Expenditures are forecast to be \$1,417,000 over budget due to increased food and beverage sales, fully offset by \$1,417,000 in increased revenues.

3 Sanitation Services. The Sanitation Services budget was increased by \$1,504,000 on April 24, 2019, by ordinance #31179 for increased equipment maintenance charges from aging fleet, increased landfill operating expenses associated with higher-than-normal rain in the fall, increased use of temporary help, and infrastructure repair at various sanitation facilities. Expenses are forecast to be \$4,518,000 over budget primarily due to storm-related damage and cleanup, which will be offset by additional revenues from stronger-than-anticipated landfill cash customers and residential revenues.

4 Sustainable Development and Construction. Expenditures are forecast to be \$300,000 over budget due to the purchase of new construction vehicles.

5 Water Utilities. Revenues are forecast to be \$52,992,000 under budget due to wholesale customers receiving a credit to revenues as a result of the Sabine River Authority (SRA) settlement, offset by fund balance, and decreased water consumption. Expenditures are projected to be \$46,658,000 under budget primarily due to a decreased capital construction transfer to offset the consumption-related revenue reduction.

6 Equipment and Fleet Management. The Equipment and Fleet Management budget was increased by \$1,250,000 on April 24, 2019, by ordinance #31179 for overtime to support Sanitation fleet maintenance, cost increases for automotive parts, non-emergency wrecker price agreement, and anticipated new costs associated with the use of emergency wrecker services. Revenues and expenses are forecast to be \$503,000 over budget due to increased overtime for maintenance of sanitation fleet and increased auto body work for DPD vehicles.

Financial Forecast Report

2017 GENERAL OBLIGATION BOND PROGRAM

Proposition	Authorized by Voters	Inception-to-Date Appropriations	Inception-to-Date Expenditures	Current Encumbered	Unencumbered
Street and Transportation [A]	\$533,981,000	\$124,595,452	\$47,653,936	\$33,586,440	\$43,355,077
Park and Recreation Facilities [B]	261,807,000	154,687,417	31,748,036	25,337,325	97,602,056
Fair Park [C]	50,000,000	27,570,000	1,915,348	2,336,307	23,318,345
Flood Protection and Storm Drainage [D]	48,750,000	19,574,800	493,534	834,634	18,246,632
Library Facilities [E]	15,589,000	14,089,000	573,557	636,158	12,879,285
Cultural and Performing Arts Facilities [F]	14,235,000	12,745,000	133,145	1,782,254	10,829,601
Public Safety Facilities [G]	32,081,000	31,016,000	3,084,161	1,563,514	26,368,325
City Facilities [H]	18,157,000	14,347,000	163,917	3,523,757	10,659,327
Economic Development [I]	55,400,000	19,462,200	1,304,463	11,012,200	7,145,537
Homeless Assistance Facilities [J]	20,000,000	2,000,000	0	0	2,000,000
Total	\$1,050,000,000	\$420,086,869	\$87,070,097	\$80,612,588	\$252,404,185

Note: The table above reflects expenditures and encumbrances recorded in the City's financial system of record. It does not include commitments that have not yet been recorded in the system, such as amounts recently approved by City Council.

DALLAS 365

The Dallas 365 initiative aligns 35 key performance measures to our six strategic priorities. The department responsible for each measure is noted at the end of the measure's description, and last year's performance is included, if available. Several measures are new for FY 2018-19, so actual performance data is not available (N/A) for last year.

An annual target has been established for each measure. The annual target is then broken down into a year-to-date (YTD) target, which represents October 1 through the current reporting period. Each month, we will compare the YTD target with the YTD actual performance reported by the responsible department and assign a YTD status based on how well actual performance compares to the target.

Measures are designated "on target" (green) if actual YTD performance is within 5 percent of the YTD target. Measures with actual YTD performance within 6 to 20 percent of the YTD target are designated in "caution" (yellow) status. If actual YTD performance is more than 20 percent from the YTD target, the measure is designated as "needs improvement" (red). For most measures, high values indicate positive performance, but for a few measures, the reverse is true. These measures are noted with an asterisk and include measures numbered 6, 8, 13 and 22. Variance notes are provided for each measure that is not on target.



On Target



Caution



Needs Improvement

#	Measure	FY 2017-18 Actual	FY 2018-19 Target	YTD Target	YTD Actual	YTD Status
Public Safety						
1	Percentage of responses to structure fires within 5 minutes and 20 seconds of dispatch (Fire-Rescue)	86.11%	90.00%	90.00%	83.50%	!
2	Percentage of EMS responses within five minutes (Fire-Rescue)	N/A	90.00%	90.00%	50.72%	✗
3	Percentage of responses to Priority 1 calls within eight minutes (Police)	N/A	60.00%	60.00%	52.00%	!
4	Percentage of 911 calls answered within 10 seconds (Police)	94.21%	91.00%	91.00%	94.58%	✓
5	Homicide clearance rate (Police)	78.35%	60.00%	60.00%	86.80%	✓
6	Violent crime rate (per 100,000 residents) (Police)*	N/A	767	511.30	438.15	✓
Mobility Solutions, Infrastructure, & Sustainability						
7	Percentage of annual bond appropriation committed (Bond Program)	N/A	90.00%	60.00%	49.00%	!
8	Average response time to emergency sewer calls (in minutes) (Dallas Water Utilities)*	58.68	60	60	59.61	✓
9	Percentage compliance with state and federal standards and regulations for drinking water (Dallas Water Utilities)	100.00%	100.00%	100.00%	100.00%	✓
10	Number of street lane miles resurfaced (Public Works)	208.34	197	131.33	94.28	✗
11	Percentage of potholes repaired within five days (Public Works)	N/A	98.00%	98.00%	95.61%	✓
12	Percentage of streets with a Pavement Condition Index rating of C or better (Public Works)	N/A	77.40%	77.40%	77.40%	✓

DALLAS 365

#	Measure	FY 2017-18 Actual	FY 2018-19 Target	YTD Target	YTD Actual	YTD Status
Mobility Solutions (cont.)						
13	Missed refuse and recycling collections per 10,000 collection points/service opportunities (Sanitation)*	12.83	11	11	11.89	⚠
14	Residential recycling diversion rate (Sanitation)	19.29%	19.00%	19.00%	17.75%	⚠
15	Percentage of surveyed street lights on major streets that are working (Transportation)	94.58%	96.00%	96.00%	95.00%	✅
Economic & Neighborhood Vitality						
16	Number of jobs created or retained through written commitment (Economic Development)	N/A	5,000	3,333	3,016	⚠
17	Number of Dallas Homebuyer Assistance Program (DHAP) loans provided (Housing)	N/A	81	54	16	❌
18	Total number of new housing units produced (sale and rental combined) (Housing)	595	1,500	1,000	318	❌
19	Percentage of single-family permits reviewed in three days (Sustainable Development)	80.00%	85.00%	85.00%	85.38%	✅
20	Percentage of inspections performed same day as requested (Sustainable Development)	97.49%	98.00%	98.00%	96.48%	✅
Human & Social Needs						
21	Number of seniors served (Community Care)	1,833	4,500	3,000	5,209	✅
22	Number of days to resolve a homeless encampment site from date of service request to resolution (Homeless Solutions)*	16.31	21	21	16.48	✅
23	Percentage of unduplicated persons placed in permanent housing who remain housed after six months (Homeless Solutions)	N/A	85.00%	85.00%	91.21%	✅
Quality of Life						
24	Number of single-family rental properties inspected (initial inspections and reinspections) (Code Compliance)	12,099	10,000	6,667	3,237	❌
25	Percentage of 311 Code service requests responded to within estimated response time (Code Compliance)	94.58%	96.00%	96.00%	86.50%	⚠
26	Percentage of food establishments inspected on schedule (Code Compliance)	N/A	95.00%	95.00%	95.00%	✅
27	Live release rate (Animal Services)	80.30%	81.00%	81.00%	85.70%	✅
28	Percentage increase in field impoundments over prior fiscal year (Animal Services)	17.32%	18.00%	18.00%	20.82%	✅
29	Number of library visits in person, online, and for programs (Library)	9,352,274	7,420,000	4,946,667	7,320,285	✅
30	Number of participants in adult education courses (ELL, GED, basic education, and citizenship) (Library)	N/A	25,000	16,667	18,009	✅
31	Percentage of cultural services contracts awarded to artists or small arts organizations (budgets less than \$100,000) (Cultural Affairs)	N/A	50.00%	50.00%	59.70%	✅
32	Percentage of residents within ½ mile of a park (Park and Recreation)	60.00%	63.00%	63.00%	69.00%	✅

DALLAS 365

#	Measure	FY 2017-18 Actual	FY 2018-19 Target	YTD Target	YTD Actual	YTD Status
Government Performance & Financial Management						
33	Percentage of 311 calls answered within 90 seconds (311)	56.46%	70.00%	70.00%	59.81%	⚠
34	Percentage of invoices paid within 30 days (City Controller)	95.51%	94.00%	94.00%	98.76%	✓
35	Percentage of dollars spent with local businesses (Business Diversity)	45.41%	50.00%	50.00%	47.03%	⚠

VARIANCE NOTES

#1. Due to continued focus on driving safety, high numbers of new inexperienced firefighters, and an increase in heavy apparatus assignments to all "Potential Scenes of Violence." These apparatus must stay on location until police arrival, which affects response times for other fire emergencies nearby.

#2. Due to high EMS service demand/call volume and finite emergency resources. Units are often deployed from more distant fire stations to serve areas experiencing simultaneous 911 calls for EMS service. DFR is exploring how the tiered EMS software (Priority Dispatch) can help reduce response times over the next few months.

#3. Due to lack of staff, although times have improved. An emphasis on recruiting, changes to Civil Service rules, and increased starting pay should lead to increased staffing and ultimately improved response times.

#7. Due to fluctuations in project award schedules. Design and construction awards are increasing, resulting in higher commitments, and staff anticipates reaching the target by the third quarter.

#10. Due to seasonality of resurfacing efforts. Work peaks from April to August.

#13. Due to severe weather. Sanitation has shifted focus to storm debris collection, resulting in staffing and equipment shortages.

#14. Due to seasonality. As temperatures rise throughout spring and summer, recycling diversion rates rise as well.

#16. Job creation through economic development incentives does not occur in a linear fashion. The City added more than 1,100 jobs in May, and with a robust pipeline of prospects, will surpass the annual job creation goal.

#17. FY 2017-18 program changes and updated homebuyer qualification guidelines will result in larger loans, but the process is more time-consuming, resulting in fewer loans.

#18. The 2018 Notice of Funds Available (NOFA) is expected to produce 800 units, and the single-family NOFA to be issued in 2019 is expected to produce an additional 200. Other units may be added through the Home Repair Program, the incentive zoning ordinance (if approved), and/or tax credit projects that do not require City funding.

#24. Due to system conversion, which interrupted service request data retrieval. Inspections more than doubled month-over-month in May, and performance should continue to improve.

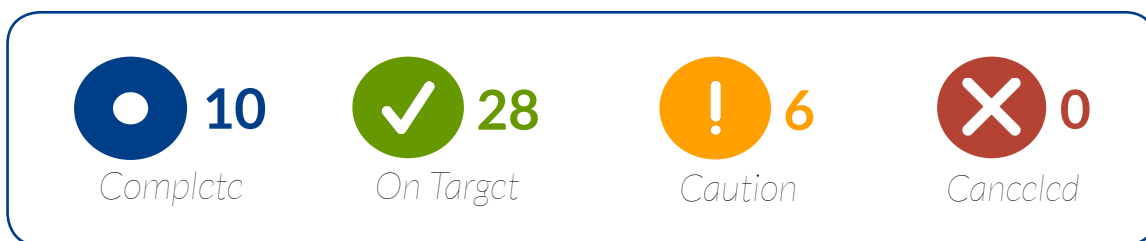
#25. Due to system conversion, which interrupted service request data retrieval. Performance has improved since January and should continue to increase.

#33. Attrition in agents trained to process calls has slowed, and performance continues to improve.

#35. Due to two water/wastewater projects awarded to non-local vendors Southland Contracting (\$22.44 million) and Oscar Renda Contracting (\$15.81 million), but performance continues to improve.

BUDGET INITIATIVE TRACKER

The Budget Initiative Tracker reports on 44 activities included in the FY 2018-19 and FY 2019-20 biennial budget. For each initiative included in this report, you will find the initiative number, title, description, and status. At the end of each description, the responsible department is listed. Each month, the responsible department provides a current status for the initiative and indicates whether the initiative is “complete” (blue circle), “on target” (green check mark), “caution” (yellow exclamation mark), or “canceled” (red x).



In the Spotlight



To increase access to green spaces, Park and Recreation (PKR) partners with school districts to keep playgrounds open to the public after hours and on weekends. Last year, 25 Dallas ISD and seven Richardson ISD schools were included. This year, we funded improvements at five DISD playgrounds to bring them up to PKR standards, which were finished in May. As a result of these partnerships, the percentage of residents who live within a 10-minute walk (1/2 mile) of a park or green space increased to 69% (from 61% last year), compared to the national average of 54%. The measure is calculated by the Trust for Public Land, which houses comprehensive data on park access for almost every city in the U.S.

Budget Initiative Tracker

PUBLIC SAFETY**1 Police & Fire Uniform Pay**

INITIATIVE Increasing pay for police officers and firefighters (1) effective in October 2018 in accordance with the three-year Meet and Confer agreement, which calls for double-step pay increases of approximately 10 percent, adding a 2 percent top step, and increasing starting pay to \$51,688, and (2) effective in January 2019 in accordance with the City Council budget amendment to increase pay by three percent across the board, to a minimum of \$60,000. (Police and Fire-Rescue)

STATUS Uniform pay increases based on the current Meet and Confer agreement went into effect October 2018. On December 23, 2018, City Council authorized the City Manager to enter an Amended Meet and Confer agreement for additional uniform pay increases effective in January 2019.

2 Number of Police Officers

INITIATIVE Recruiting new police officers to bring the number of sworn employees at the end of FY 2018-19 to 3,050. (Police)

STATUS DPD anticipates hiring 255 officers this fiscal year with attrition of 249, for a total of 3,034. This year-end forecast is less than the goal of 3,050 officers because DPD ended FY 2017-18 with fewer officers than anticipated (3,028).

3 Number of Firefighters

INITIATIVE Recruiting new firefighters to bring the number of sworn employees at the end of FY 2018-19 to 1,942. (Fire-Rescue)

STATUS 58 recruits entered the field in June, and Dallas Fire-Rescue (DFR) anticipates another 63 in July. DFR anticipates FY 2018-19 attrition to be 106 members, meaning DFR will end the year with 1,963 members instead of 1,942.

4 Police and Fire Uniform Pension

INITIATIVE Contributing \$156.8 million, up \$6.1 million from the current year, to the Dallas Police and Fire Pension System to ensure a secure retirement for our first responders. (Police and Fire-Rescue)

STATUS The City pension contributions are being made in compliance with HB 3158 approved by the state legislature in 2017.

5 Security of City Facilities

INITIATIVE Consolidating security for City facilities into Court and Detention Services and conducting a comprehensive risk assessment to identify future security needs for City facilities and programs. (Court and Detention Services)

STATUS City Council approved a one-year consultant contract on May 22 for a security assessment of City facilities and development of a Citywide security strategy, including recommendations for staffing and equipment enhancements.

6 School Crossing Guards

INITIATIVE Investing more than \$5 million in a school crossing guard program to protect Dallas students. (Court and Detention Services)

STATUS All City Management Services, Inc. (ACMS) provided crossing guard services to numerous elementary schools hosting summer school in June 2019. The City recently received its first payment distribution from Dallas County and is working with them to ensure we receive revenue on a more timely basis in the future.

7 P-25 Radio System

INITIATIVE Expanding radio coverage area, improving system reliability, lowering operating costs, and improving interoperability across City departments and with other public safety agencies through implementation of the new P-25 radio system. (Communication and Information Services)

STATUS The project team has completed analysis of various radio towers that may have been impacted by potential land reuse plans. Alternative plans are in place for 3131 Dawson St. and Hensley Field. All other sites have been verified. The new go-live date is September 2021, about nine months later than originally estimated. The project team is currently assessing cost impacts of the delay.

8 Firefighter Safety

INITIATIVE Protecting the safety of DFR officers by replacing all self-contained breathing apparatus (SCBA) in phases and providing a second set of personal protective equipment (PPE) to allow for cleaning equipment between fires. (Fire-Rescue)

STATUS Specifications for the second set of PPEs and SCBA replacements had to be updated to include gloves and hoods. DFR is working with the Office of Procurement Services to ensure advertisement by late July or early August. Staff anticipates submitting the master agreement award for City Council consideration before the end of the fiscal year, which will then be available for the purchase of PPEs and SCBAs as planned.

9 911 Operations Center

INITIATIVE Furthering the City's investment in the 911 emergency system with additional technology and expanded backup capacity. (Communication and Information Services)

STATUS CIS has ordered equipment for the backup CAD system. CIS has also received the quote for the Dual Production Public Safety Answering Point (PSAP) solution for the backup site, and the contract with AT&T has been amended to allow for additional capacity and functionality. The City Attorney's Office is reviewing the purchase order.

Budget Initiative Tracker

MOBILITY SOLUTIONS, INFRASTRUCTURE, & SUSTAINABILITY

10 Street Conditions

INITIATIVE Investing more than \$125 million of bonds and cash to improve the driving condition of city streets. (Public Works)

STATUS All funds for FY 2018-19 have been committed. Street and alley maintenance work and bond resurfacing contracts are on schedule to be completed by the end of September, except for microsurfacing and slurry seal projects, which were impacted by recent weather events. Public Works is reviewing ways to make up for this in the current schedule.

11 Intersection Safety

INITIATIVE Leveraging \$10 million of federal Highway Safety Improvement Program (HSIP) funds with approximately \$2 million in City funds to improve safety at high-crash locations. (Transportation)

STATUS City Council approved the first Local Project Advanced Funding Agreement (LPAFA) with TxDOT on June 26, and staff anticipates submitting the remaining six in September.

12 Alley Access

INITIATIVE Creating a \$1.8 million cross-departmental pilot program to improve alley access for residents and utilities. (Sanitation, Water Utilities, and Public Works)

STATUS Severe weather events and late rains in June have impacted the alley maintenance schedule. To date, work has been completed on 28 projects, or 4.0 miles of unimproved alleys.

13 Bike Lanes

INITIATIVE Expanding bike lanes and improving mobility by increasing the current \$500,000 budget by \$500,000 per year for each of the next three years to achieve a \$2 million per year investment starting in FY 2020-21. (Transportation)

STATUS Two awards for bike lane projects totaling about \$500,000 have been delayed: 0.62 miles in conjunction with Public Works' project on Sylvan Ave. between Fort Worth Ave. and Singleton Blvd. and 0.3 miles in conjunction with construction of Highland Rd.

14 OneWater Consolidation

INITIATIVE Combining water, wastewater, and stormwater into one utility to provide comprehensive management of Dallas' valuable water resources. (Water Utilities)

STATUS DWU is working with the Office of Budget and City Controller's Office on next steps for assigning fixed assets to the appropriate utility service. Consolidation and relocation of staff is expected to be complete by August.

15 Environmental Plan

INITIATIVE Completing an environmental plan that includes solutions to address climate change by using \$500,000 available revenue received from the previous plastic bag ordinance and fee. (Office of Environmental Quality)

STATUS Since April, staff has hosted six public engagement meetings and attended 40 community meetings by request. About 1,235 people responded to the survey, providing more than 3,200 responses in the plan's seven focus areas. Staff will conduct a second round of community engagement in the fall to gauge acceptance of the proposed plan actions. OEQS is on track to produce a draft CECAP by the end of the calendar year with adoption prior to April 2020.

16 Traffic Signals

INITIATIVE Repairing traffic signals by 1) responding to traffic signal knockdowns and underground cable repairs and 2) replacing broken vehicle detectors at 40 traffic signals across the city. (Transportation)

STATUS This initiative is funded in FY 2019-20, the second year of the biennial.

17 City Facility Major Maintenance

INITIATIVE Repairing City-owned facilities through a \$7 million deferred maintenance program. (Building Services)

STATUS Of the \$6 million allocated for general City facilities, more than \$4.4 million in projects are complete. Projects completed since last month include HVAC system replacement at Fire Station #37, fire alarm and detection replacement at Hensley Field Operations, and roof and interior repairs at Harry Stone Recreation Center.

The remaining \$1 million allocated for deferred maintenance is for cultural facilities: \$800,000 at City-owned facilities and \$200,000 for other cultural facilities. Projects estimated at \$600,000 are in progress, including HVAC repairs at Kalita Humphreys Theater, J. Craft Annex floor replacement, exterior painting at the Latino Cultural Center, lighting at the South Dallas Cultural Center, and interior and storefront repairs and flooring at the Oak Cliff Cultural Center.

18 Neighborhood Drainage

INITIATIVE Implementing a new stormwater program dedicated to neighborhood drainage, which will focus efforts on neighborhood outreach and preventing flooding in local streets. (Water Utilities)

STATUS DWU's FY 2019-20 budget proposal includes funding for personnel, equipment, and contracts for increased neighborhood drainage maintenance. In addition to reclassifying and advertising the Sr. Program Manager position, additional requisitions are being opened for the newly designated Neighborhood Drainage Division of DWU.

Budget Initiative Tracker

ECONOMIC & NEIGHBORHOOD VITALITY**19 Property Tax Rate**

INITIATIVE Reducing the property tax rate by 0.37¢, making FY 2018-19 the third consecutive year with a tax rate reduction. (Office of Budget)

STATUS City Council approved a 0.37¢ property tax reduction on September 18, 2018. Dallas County Tax Office distributed property tax bills and will collect revenue on behalf of the City.

20 Housing Policy

INITIATIVE Implementing the Comprehensive Housing Policy approved by City Council in May 2018 to create and preserve housing throughout the city. (Housing and Neighborhood Revitalization)

STATUS On May 22, City Council approved an amendment to the Comprehensive Housing Policy adding a new Land Transfer program to facilitate the sale of tax-foreclosed and City-owned lots for affordable housing and other redevelopment activities. The Housing Policy Task Force committees continue to meet monthly to provide stakeholder input that informs implementation of the Comprehensive Housing Policy.

21 Stabilization and Emerging Market Areas

INITIATIVE Targeting \$1 million to historically underserved areas at risk of displacement because of changing market conditions, as well as areas in need of intensive environmental enhancements, master planning, and formalized neighborhood organizations. (Housing and Neighborhood Revitalization)

STATUS The City issued an RFP (closing July 25) for a pilot program in three to five areas of south Dallas that will help income-eligible individuals obtain marketable/insurable title to their property. The pilot program will provide (1) legal services to create marketable title on a significant number of properties and (2) associated services, including information sessions, client intake, prevention, and program evaluation. Staff anticipates submitting a contract for City Council consideration in September.

About \$400,000 has also been allocated to purchase equipment for Code Compliance's Community Clean! initiative, which will engage residents in emerging markets to reduce instances and mitigate the impacts of illegal dumping, litter, and high weeds.

22 One-Stop Permitting

INITIATIVE Offering an online one-stop shop for residents and businesses to submit construction plans to the City. (Sustainable Development and Construction)

STATUS Phase 2 of the Electronic Plan Review System is on track, which will allow inspectors to view and comment on electronic plans submitted online. DEV approved the configuration requirements document and the vendor is moving forward. The next part of Phase 2 will include enhanced features to improve efficiency, such as a more robust interface that will eliminate duplicate data entry.

23 Historic Resource Survey

INITIATIVE Devoting \$100,000 to conduct a historic resource survey with private partners. (Sustainable Development and Construction)

STATUS Staff released the RFCSP for the survey in early 2019 and received two proposals; they are now working with Procurement to revise the scope based on the Texas Historical Commission (THC) grant requirements and will request new proposals from the two candidates. Staff anticipates the bid will be submitted for City Council consideration in August, with work beginning in September.

Budget Initiative Tracker

HUMAN & SOCIAL NEEDS**24 Homelessness Programs** 

INITIATIVE Addressing homelessness holistically, including \$2.3 million for strengthening the homeless response system, providing improved supportive housing for chronically homeless seniors, leveraging innovative and collaborative “shovel-ready” projects for affordable housing units, and developing a landlord subsidized leasing program. (Office of Homeless Solutions)

STATUS City Council approved all contracts on June 26 to strengthen the homeless response system and increase landlord participation in the landlord subsidized leasing program (track 3 of the Homeless Solutions Strategy). OHS is now working with vendors on program implementation.

25 End Panhandling Now 

INITIATIVE Increasing funding for the End Panhandling Now initiative to \$415,000 and continuing public education on ways to effectively assist those in need. (Office of Community Care)

STATUS The Office of Community Care is working with the Office of Homeless Solutions to improve services and referral coordination to best meet the needs of panhandling clients. Additionally, the City is implementing the “change” campaign via DART bus ads, electronic billboards, and streaming radio ads, which will run until early July.

26 Citizenship Programs 

INITIATIVE Committing \$175,000 to partner with nonprofit organizations to offer civil legal services and promote citizenship to immigrants. (Office of Welcoming Communities and Immigrant Affairs)

STATUS The City has received and evaluated three groups of bids for citizenship services. WCIA selected two vendors that met the qualifications for Group 1 and Group 2; no bids were received for Group 3, so the Office of Procurement is sending it out for rebid. The City Attorney’s Office is reviewing specifications for procurement of civil legal services.

27 Equity 

INITIATIVE Creating an Office of Equity and Human Rights (OEHR) to promote equity as one of the City’s core values and focus on fair housing. (Office of Equity and Human Rights)

STATUS In May, the City Manager approved a diverse group of 54 employees from across departments and employee resource groups to serve as the Equity Core Team, which has received more than 20 hours of training from the Government Alliance on Race and Equity to develop pilot equity projects and a racial equity action plan for the City.

28 FreshStart Re-Entry Program 

INITIATIVE Increasing funding by \$235,000 for the FreshStart re-entry program to support the transition of formerly incarcerated individuals into the community. (Office of Community Care)

STATUS The Office of Community Care continues to coordinate with other departments to place candidates as part of the FreshStart employment initiative. OCC offers screening and referral services and coordinates with local community organizations and Workforce Solutions to identify candidates. About 20 individuals are now employed full-time with the City, and additional candidates are in the recruitment and hiring process.

Budget Initiative Tracker

QUALITY OF LIFE

29 Fair Park

INITIATIVE Transitioning Fair Park's daily operation from City management to Fair Park First, a nonprofit subcontracting with a private management company to expand fundraising opportunities, improve operations, and make capital improvements. (Park and Recreation)

STATUS Operations transitioned to Fair Park First in January. The Park Board was briefed on first quarter activities on April 18, and the next quarterly update is scheduled for August.

30 Dangerous Animals

INITIATIVE Allocating \$410,000 to mobilize a team in Dallas Animal Services dedicated to dealing with aggressive and dangerous animals and preemptively reducing bites. (Dallas Animal Services)

STATUS Dallas Animal Services (DAS) has deployed a team of four officers and a supervisor specifically focused on impounding aggressive and dangerous loose dogs in high-risk areas, with the intention of reducing potential bites. Through May 2019, DAS' collective loose dog intake is up 25% year-over-year, while loose dog bites remain flat.

31 Neighborhood Code Representatives

INITIATIVE Adding \$650,000 for seven Neighborhood Code Representatives (NCR), further improving outreach efforts and providing more liaisons to address community issues. (Code Compliance)

STATUS All seven NCR positions have been filled, and staff have started working in neighborhoods to engage and educate residents and address various issues they face.

32 Library RFID

INITIATIVE Implementing a \$2 million Radio Frequency Identification (RFID) system throughout our library system to improve security and better manage our materials and assets. (Library)

STATUS City Council approved a five-year turnkey acquisition and service price agreement on June 26 for the purchase of an RFID system.

33 Aquatic Facilities

INITIATIVE Expediting the opening of three aquatic facilities for summer 2019. (Park & Recreation)

STATUS The Lake Highlands North, Kidd Springs, and Tietze aquatic facilities are open for the 2019 summer season. The centers feature various amenities, as well as pavilion and table reservations and private rental options outside of operating hours.

34 Park and ISD Partnerships

INITIATIVE Partnering with school districts to offer more green spaces and parks. (Park and Recreation)

STATUS The Trust for Public Land released its official report on the percentage of residents within a 1/2-mile (10-minute walk) of a park or green space in May. As a result of the DISD and RISD partnerships, the percentage increased to 69%, exceeding the anticipated target of 63%.

35 WellMed Senior Programs

INITIATIVE Investing in programs for all ages by partnering with the nonprofit WellMed Charitable Foundation to open a new health and wellness center for residents age 60 and older. (Park and Recreation)

STATUS The WellMed Charitable Foundation Senior Activity Center at Redbird Square opened in December 2018. The center is designed to keep adults age 60 or older healthy and active at no cost to participants.

36 Cultural Plan

INITIATIVE Adopting the Dallas Cultural Plan 2018. (Office of Cultural Affairs)

STATUS City Council unanimously adopted the Dallas Cultural Plan 2018 and an updated Cultural Policy on November 28, 2018. Implementation of key initiatives began immediately after adoption.

Budget Initiative Tracker

GOVERNMENT PERFORMANCE & FINANCIAL MANAGEMENT

37 Off-Site City Council Meetings

INITIATIVE Expanding opportunities for residents and Council to engage by hosting mobile City Council meetings. (Mayor and City Council)

STATUS The second off-site meeting took place May 8 at Kleberg-Rylie Recreation Center. The remaining off-site meeting will be August 14 at Lake Highlands North Recreation Center.

38 Council District Offices

INITIATIVE Expanding opportunities for residents and Council to engage by expanding the district office program. (Mayor and City Council)

STATUS The District 10 community office opened April 12 at the Northeast Service Center. City Council now has six district offices, representing seven districts. In June, these offices fielded 221 phone calls and met with 216 residents via walk-in or appointment.

39 Census 2020

INITIATIVE Encouraging participation in Census 2020, including \$75,000 for the Mayor's Complete Count Committee. (Office of Strategic Partnerships and Government Affairs)

STATUS The Complete Count Committee (CCC) has met three times and developed a strategic plan. The four subcommittees—Hard to Count, Media, Fundraising, and Partnerships—are meeting regularly to implement their action items for Phase 1 (data collection). As Phase 1 is finalized, OSPGA is building a budget around the remaining phases and has launched the Dallas Census website at www.dallascensus.com.

40 Office of Innovation

INITIATIVE Establishing an Office of Innovation, which will lead City staff in efforts to improve service, increase efficiency, and be more responsive to community input. (Office of Innovation)

STATUS The Office of Innovation anticipates hiring its first Data Scientist and Service Design Strategist by the end of August. The former will spearhead better analysis and use of City data, while the latter will apply design thinking and an equity lens to City programs.

41 ADA Compliance

INITIATIVE Investing \$200,000 to develop an Americans with Disabilities Act (ADA) transition plan that enhances the City's ADA compliance and addresses accessibility issues in City facilities. (Office of Equity and Human Rights)

STATUS OEHR has selected a vendor and is finalizing pricing under the rules outlined for professional services. Staff anticipates submitting the contract for City Council consideration in September.

42 Availability & Disparity (A&D) Study

INITIATIVE Conducting a minority business study to inform decision makers on how the City can better support small and local businesses. (Office of Business Diversity)

STATUS Phase 1 of the A&D study is scheduled to be completed by July 31. Remaining deliverables include market area and industry analyses, utilization analysis, benchmark comparisons, and availability analysis. Phase 2 of the study—including a workforce study and additional public engagement meetings—will begin August 1.

43 Compensation Study

INITIATIVE Complete a comprehensive study of the City's position classification and compensation systems. (Human Resources)

STATUS RFP evaluations have been completed, and Human Resources expects to submit the contract for City Council approval in August.

44 WorkDay HR/Payroll System

INITIATIVE Implementing a new human resource and payroll system and evaluating an additional module for uniformed employee scheduling. (Communication and Information Services)

STATUS The Project Governance Board is re-evaluating project timelines, with guidance from our vendors, and will provide updated schedules for additional testing, as well as a new go-live date. The Board is also assessing length, terms, and conditions for extensions of dependent contracts.



Memorandum



CITY OF DALLAS

DATE July 26, 2019

TO Honorable Mayor and Members of the City Council

SUBJECT **Storm Debris Collection Update**

This memo is to provide an update on storm debris collection following the storm event on June 9, 2019. As previously communicated, **the City suspended its normal bulk and brush trash collection service for the month of July to focus on collecting storm debris.** This memorandum is our weekly progress update for your information.

We originally estimated that the storm may have created over 500,000 cubic yards of storm related debris, mostly from tree damage. We are now estimating collection volumes will be over 650,000 cubic yards. For perspective, our average monthly volume is estimated to be just over 100,000 cubic yards.

Since the beginning of collecting Week 2, on June 12, 2019 after the storm, City of Dallas and contract crews have collected over 12,500 loads of debris. In the last 37 working days alone, it is estimated that crews have collected approximately 550,000 cubic yards of debris, which is more than five times an average monthly total. Of the 550,000 cubic yards, approximately 310,000 cubic yards or 5,900 loads have been taken to the temporary debris staging and grinding sites near IH-635 & US-75 and IH-635 & Greenville Avenue.

Attached is a map which reflects those areas where brush/bulk and storm debris collections have been completed since June 1, 2019 or areas we estimate to be completed by the end of the day today, Friday, July 26, 2019. We have continued to follow our established brush and bulk collection areas for route sequencing since June 1, 2019 (weeks 1, 2, 3, 4 with each numbered week beginning on a Monday). Week 2 was the first area collected after the storm and since June 9th, we have completed post-storm collections in Weeks 2, 3, & 4 areas. We are currently performing post-storm collection in Week 1 areas and estimate completion by Saturday, August 3rd.

We will resume normal brush and bulk collection service in August. Week 1 service for August begins on August 5th. We anticipate utilizing private contract crews through the first week in August to re-sweep as many Week 2 areas as possible. Week 2 areas received post-storm collection immediately after the storm and many residents placed storm debris out after our initial collection. Additionally, due to anticipated volumes the re-sweep will be needed to complete Week 2 within the scheduled collection week (August 12th – 17th).

DATE July 26, 2019
SUBJECT **Storm Debris Collection Update**

With normal bulk and brush collection resuming in August, please see the scheduled collection start dates below:

Bulk and Brush	Collection Start Date
Week 1	August 5, 2019
Week 2	August 12, 2019
Week 3	August 19, 2019
Week 4	August 26, 2019

As a reminder, we suspended normal brush/bulk collection for the month of July to focus on storm debris collection. To assist with collection efforts, we continue to ask that residents place tree debris, branches or shrubbery separate from other storm debris such as damaged fence panels or bagged storm/vegetative debris. Clean tree and green waste may be collected separately and taken to temporary processing sites nearby to expedite the overall collection process. Mixing or comingling storm debris or continuing to place out non-storm debris will slow citywide collection efforts.

Residents may also utilize the City’s transfer stations or McCommas Bluff Landfill during designated days to self-haul debris (visit www.dallaszerowaste.com for information on transfer station and landfill operating hours and restrictions). Code Compliance will not issue citations for storm debris related items.

We ask for patience from our customers as the magnitude of the debris created by the storm is extensive and all areas of the city are affected. We appreciate your help communicating this message.

If you have any questions, please contact me or Kelly High, Director of Sanitation Services.

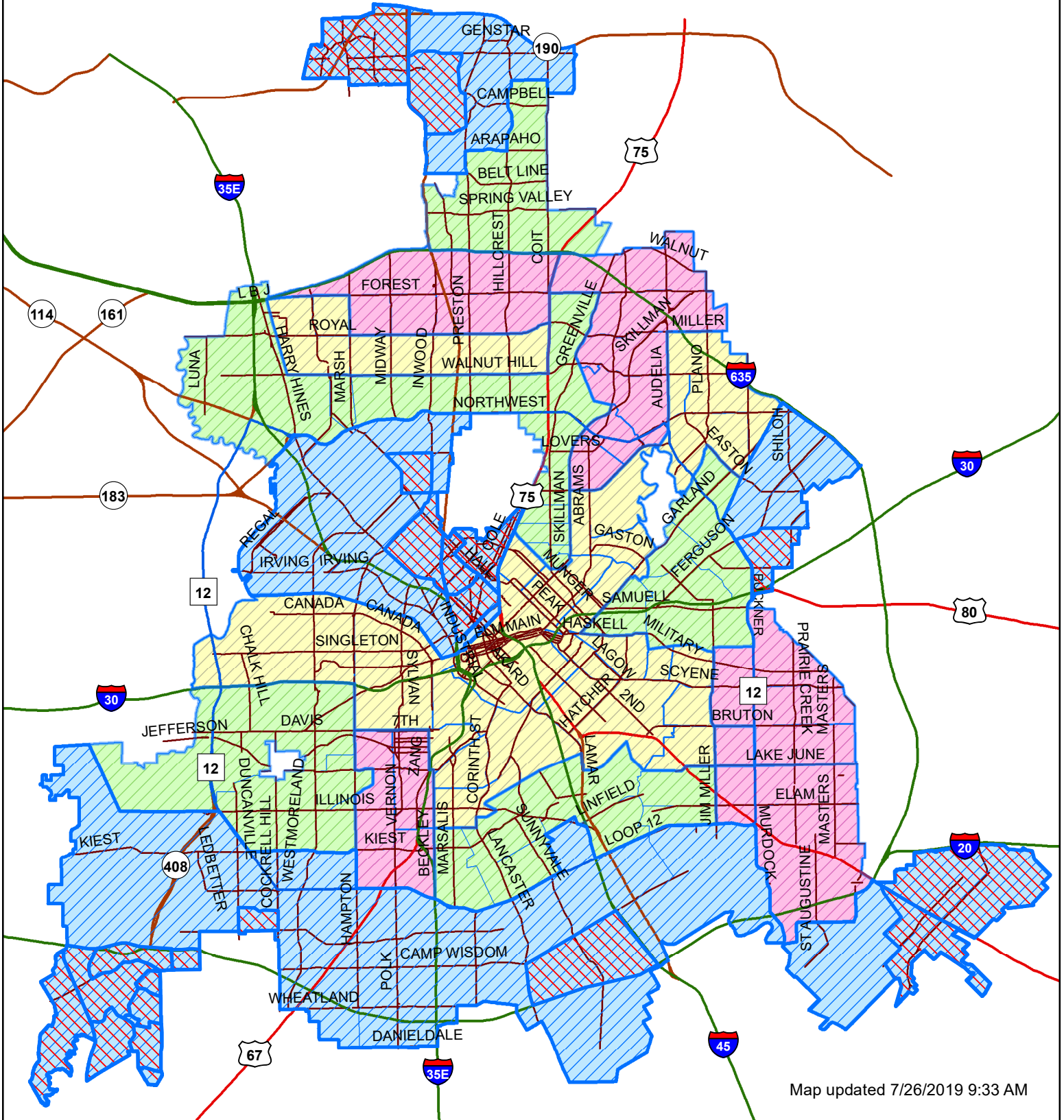

Joey Zapata
Assistant City Manager

- c: T.C. Broadnax, City Manager
- Chris Caso, City Attorney (Interim)
- Mark Swann, City Auditor
- Biliera Johnson, City Secretary
- Preston Robinson, Administrative Judge
- Kimberly Bizer Tolbert, Chief of Staff to the City Manager
- Majed A. Al-Ghafry, Assistant City Manager
- Jon Fortune, Assistant City Manager
- Nadia Chandler Hardy, Assistant City Manager and Chief Resilience Officer
- Michael Mendoza, Chief of Economic Development and Neighborhood Services
- M. Elizabeth Reich, Chief Financial Officer
- Laila Alequresh, Chief Innovation Officer
- M. Elizabeth (Liz) Cedillo-Pereira, Chief of Equity and Inclusion
- Directors and Assistant Directors

STORM DEBRIS COLLECTION STATUS

Week

-  1 Brush/Bulk Completed (June 4 - June 11)
-  2 Storm Collection Completed (June 12 - June 24)
-  3 Storm Collection Completed (June 24 - July 9)
-  4 Storm Collection Completed (July 10 - July 23)
-  1 Storm Collection Completed (July 23- in progress)



Memorandum



CITY OF DALLAS

DATE July 26, 2019

TO Honorable Mayor and Members of the City Council

SUBJECT **Washington Lobbyist Visit – August 26th and 27th**

On August 26th and 27th, Ralph Garboushian, the City's Washington lobbyist, will be in Dallas to meet with City Officials. Mr. Garboushian represents the City on a variety of issues that affect local governments. His activities include monitoring federal action affecting the City, helping develop the City's federal legislative program, working with the Dallas Congressional delegation and the Executive Branch to advance City interests and priorities, and working closely with public interest groups such as the National League of Cities and the U.S. Conference of Mayors on issues important to municipalities. He has developed key relationships with key decision makers in Washington, both elected officials and staff.

During his visit, the City Manager would like for you to have the opportunity to meet with him to discuss current activities in Congress, including an update on the City's federal legislative priorities. In the past, these meetings have typically lasted 30 to 45 minutes. If you would like to meet with Ralph, please have your staff contact Brett Wilkinson in the Office of Strategic Partnerships and Government Affairs at 214/670-5797 to arrange for a time.

Please contact me if you have questions.

A handwritten signature in black ink, appearing to read 'Kimberly Bizer Tolbert'.

Kimberly Bizer Tolbert

Chief of Staff

c: T.C. Broadnax, City Manager
Chris Caso, City Attorney (Interim)
Mark Swann, City Auditor
Billerae Johnson, City Secretary
Preston Robinson, Administrative Judge
Kimberly Bizer Tolbert, Chief of Staff to the City Manager
Majed A. Al-Ghafry, Assistant City Manager
Jon Fortune, Assistant City Manager

Joey Zapata, Assistant City Manager
Nadia Chandler Hardy, Assistant City Manager and Chief Resilience Officer
Michael Mendoza, Chief of Economic Development and Neighborhood Services
M. Elizabeth Reich, Chief Financial Officer
Laila Aleqresh, Chief Innovation Officer
Liz Cedillo-Pereira, Chief of Equity and Inclusion

Memorandum



CITY OF DALLAS

DATE July 26, 2019

TO Honorable Mayor and Members of the City Council

SUBJECT **Dallas Police Department Off-Duty Employment**

The Dallas Police Department (DPD) is reviewing current policies and procedures regarding its Off-Duty Employment program. In November of 2018, the City Auditor's Office completed an audit of the current procedures and management system used to govern and track officers working off-duty employment jobs outside their normal duty hours. Several deficiencies were noted in the audit report that represented areas for improvement and include the following:

- Officers do not always comply with internal controls
- Current management system does not have internal controls to manage off-duty employment, receive supervisory approval, and ongoing monitoring
- Current system does not align with best practices
- Current policy is too liberal on number of hours an officer can work off-duty
- Current policies/definitions guiding off-duty employment are unclear

To address these deficiencies, staff is conducting a review of current policies such as reducing the total number of off-duty hours an officer can work from the current policy level of 72 hours per week to something more in line with best practices among peer cities. DPD is also considering options to better administer oversight for the Off-Duty Employment program. This includes the possible use of a third-party administrator to perform the following functions:

- Handling requests for off-duty employment
- Payroll and invoicing
- Management reports
- Payment to officers
- Scheduling of officers

Staff has received feedback and concern about the fees tied to third-party administration. While it is common for third-party service providers to pass a nominal fee along to the hiring entity, DPD's assessment will include evaluation of multiple fee options to mitigate any perceived negative impact from this service to the officers. These options will be vetted through a competitive procurement process that staff plans to initiate late this Summer.

DATE July 26, 2019
SUBJECT **Dallas Police Department Off-Duty Employment**

Staff has also received feedback expressing concern that DPD is seeking to change the Enhanced Neighborhood Patrol (ENP)* program. The ENP program is of high importance to both the DPD and community, and DPD values its relationships with neighborhood groups that have committed additional resources to their community through the ENP program. The above considerations are based on noted audit deficiencies and best practices conducted by other city police departments, and do not include recommending changes to the ENP program. We will keep you abreast of the progress with the assessment and next steps.

Please let me know should you have any additional question. You can also copy the link below into your web browser should you wish to read the City Auditor's report regarding the Department's Off-Duty Employment program.

<https://dallascityhall.com/departments/auditor/PublishingImages/pages/default/A19-001-%20Audit%20of%20Dallas%20Police%20Department%27s%20Off-Duty%20Employment%20Program.pdf>



Jon Fortune
Assistant City Manager

c: T.C. Broadnax, City Manager
Chris Caso, City Attorney (Interim)
Mark Swann, City Auditor
Billerae Johnson, City Secretary
Preston Robinson, Administrative Judge
Kimberly Bizer Tolbert, Chief of Staff to the City Manager
Majed A. Al-Ghafry, Assistant City Manager

Joey Zapata, Assistant City Manager
Nadia Chandler Hardy, Assistant City Manager and Chief Resilience Officer
Michael Mendoza, Chief of Economic Development and Neighborhood Services
M. Elizabeth Reich, Chief Financial Officer
Laila Alequresh, Chief Innovation Officer
M. Elizabeth (Liz) Cedillo-Pereira, Chief of Equity and Inclusion
Directors and Assistant Directors

*Expanded Neighborhood Patrol (ENP): An identified residential area who collectively employ off-duty officers to provide security for a mutually agreed upon pay rate.

Memorandum



CITY OF DALLAS

INCLUDED WITH FRIDAY MEMOS ON July 26, 2019

DATE July 25, 2019

TO Honorable Mayor and Members of the City Council

SUBJECT **2019 Certified Property Values**

The Appraisal Districts have certified the 2019 tax rolls. Total property value within the City of Dallas increased by 7.81 percent when comparing the 2019 certified values with the 2018 certified values (see table below). The 2019 certified tax roll includes \$3,741,152,362 of new construction value.

Appraisal District	2018 Certified Value	2019 Certified Value	Value Change	Percent Change
Collin	\$5,382,690,210	\$5,657,015,355	\$274,325,145	5.10%
Dallas	\$123,084,699,759	\$132,833,918,596	\$9,749,218,837	7.92%
Denton	\$1,603,893,122	\$1,735,724,224	\$131,831,102	8.22%
Rockwall	\$9,703,170	\$10,973,460	\$1,270,290	13.09%
Total	\$130,080,986,261	\$140,237,631,635	\$10,156,645,374	7.81%

We will use the certified tax rolls to forecast the City's property tax revenues and to finalize a balanced budget for FY 2019-20 and FY 2020-21. We will present the City Manager's Proposed Budget to the City Council on Tuesday, August 13.

The roll-back tax rate and effective tax rate calculations are not available at this time. The Dallas County Tax Office will provide these rates within the next 10 days.

Please contact me if you have any questions or require additional information.

M. Elizabeth Reich
Chief Financial Officer

C: T.C. Broadnax, City Manager
Chris Caso, City Attorney (Interim)
Mark Swann, City Auditor
Billerae Johnson, City Secretary
Preston Robinson, Administrative Judge
Kimberly Bizer Tolbert, Chief of Staff to the City Manager
Majed A. Al-Ghafry, Assistant City Manager

Jon Fortune, Assistant City Manager
Joey Zapata, Assistant City Manager
Nadia Chandler Hardy, Assistant City Manager and Chief Resilience Officer
Michael Mendoza, Chief of Economic Development and Neighborhood Services
Laila Aleqresh, Chief Innovation Officer
M. Elizabeth (Liz) Cedillo-Pereira, Chief of Equity and Inclusion
Directors and Assistant Directors

Memorandum



CITY OF DALLAS

DATE July 26, 2019

TO Honorable Mayor and Members of the City Council

SUBJECT **City License Applications**

Attached is a list of the most recent Dance Hall, Sexual Oriented Business, Billiard Hall, and/or Amusement Center license applications received for the week of July 15, 2019 – July 19, 2019 by the Criminal Investigation Bureau Licensing Squad of the Dallas Police Department.

Please have your staff contact Major Michael Igo, at (214) 670-4811 and/or by email at michael.igo@dallascityhall.com should you need further information.

A handwritten signature in cursive script that reads "Jon Fortune".

Jon Fortune
Assistant City Manager

- c:
- | | |
|--|---|
| T.C. Broadnax, City Manager | Joey Zapata, Assistant City Manager |
| Chris Caso, City Attorney (Interim) | Nadia Chandler Hardy, Assistant City Manager and Chief Resilience Officer |
| Mark Swann, City Auditor | Michael Mendoza, Chief of Economic Development and Neighborhood Services |
| Biliera Johnson, City Secretary | M. Elizabeth Reich, Chief Financial Officer |
| Preston Robinson, Administrative Judge | Laila Aleqresh, Chief Innovation Officer |
| Kimberly Bizer Tolbert, Chief of Staff to the City Manager | M. Elizabeth (Liz) Cedillo-Pereira, Chief of Equity and Inclusion |
| Majed A. Al-Ghafry, Assistant City Manager | Directors and Assistant Directors |

WEEKLY APPLICATION LOG REPORT

DISTRICT	NAME OF BUSINESS	STREET ADDRESS	TYPE OF LICENSE	DATE OF APPLICATION	STATUS (RENEWAL/NEW)	APPLICANT NAME
D6	AREA 111	111 OAK LAWN AVE	DH CLASS A	7/15/2019	NEW	SHONCY RASBERRY
D2	EL CARRIZAL BALLROOM	1027 S. RIVERFRONT	DH CLASS A	7/15/2019	RENEWAL	ROGER REYNA
D6	TFS DINING LLC DBA: YELLOW ROSE	10557 WIRE WAY DR	SOB	7/16/2019	NEW	JON PERSINGER

License Definitions:

- DH - Class "A" -Dance Hall - Dancing Permitted 3 Days Or More A Week
- DH - Class "B" Dance Hall - Dancing Permitted Less Than Three Days a Week
- DH - Class "C"Dance Hall - Dancing Scheduled One Day At A Time
- DH - Class "E" Dance Hall - Dancing Permitted Seven Days A Week for Persons Age 14 through Age 18 Only
- LH - Late Hours Permit - Can Operate A Dance Hall Until 4:00
- BH - Billiard Hall - Billiards Are Played
- SOB - Sexually Oriented Business - Adult Arcade / Adult Book/Video Store / Adult Cabaret / Adult Adult Theater / Escort Agency / Nude Model Studio
- AC - Amusement Center

Memorandum



CITY OF DALLAS

DATE July 26, 2019

TO Honorable Mayor and Members of the City Council

SUBJECT **Taking Care of Business – July 25, 2019**

Updated Items

[Encampment Resolution Schedule – July 23, 2019 & July 30, 2019](#)

The Office of Homeless Solutions (OHS) has scheduled the following sites for homeless encampment resolution on July 23, 2019 and July 30, 2019:

July 23, 2019	July 30, 2019
<ul style="list-style-type: none">• 1700 Chestnut St (District 7)• 1717 Baylor St (District 7)• 2929 Hickory St (District 7)• Jim Miller at Interstate I-30 (District 7)• 7700 Hunnicut Rd (District 7)• 4040 Commerce St (District 7)• Interstate I-30 East On Ramp from Griffin St East (District 2)	<ul style="list-style-type: none">• 7982 Forest Lane/North Central at Forest Lane (District 11)• Forest Lane at Stults Road (District 10)• 13124 North Central/Interstate 635 at Interstate 75 or Lyndon B. Johnson at North Central (District 11)• 10129 North Stemmons/Northwest Highway at North Stemmons Freeway (District 6)

OHS Street Outreach team will continue to engage with homeless individuals to provide notice of clean-up and connect to resources and shelter. OHS Community Mobilization staff are meeting with stakeholders to determine long-term sustainability of encampment sites and will provide periodic updates. Should you have any questions or concerns, please contact Nadia Chandler Hardy, Assistant City Manager and Chief Resilience Officer, and Monica Hardman, Director of Office of Homeless Solutions.

[Brush and Bulk Trash-Update](#)

Sanitation Services (SS) is currently working through the last areas for post storm debris collection, Week 1, and anticipate completing these areas by August 3, 2019. SS has already completed a post storm sweep of Weeks 2, 3, and 4 areas. The magnitude and volume of debris created by the storms was significant and spread over a large portion of Dallas. SS originally estimated that the storm created over 500,000 cubic yards or 70,000 tons of storm debris but recently updated numbers indicate it will be over 650,000 cubic yards. To give some perspective, an average monthly brush and bulk collection volume is just over 100,000 cubic yards. The full August Bulk and Brush Collection schedule is below. Should you have any questions or concerns, please contact Kelly High, Director of Sanitation Services. For constituents, please refer them to www.dallaszerowaste.com.

DATE July 26, 2019
SUBJECT **Taking Care of Business – July 25, 2019**

Brush and Bulk Collection Schedule for August:

	Start Date
Week 1	August 5th
Week 2	August 12th
Week 3	August 19th
Week 4	August 26th

New Items

[City Employee Notification System](#)

The Office of Emergency Management (OEM) launched the City's Employee Notification System (CENS) on Thursday, July 18, 2019. The CENS will be collecting employees' emergency contact information so that the OEM may notify registered members when normal work operations are interrupted, extended, or otherwise changed, when an emergency is occurring, or when immediate action is otherwise required. All employees are encouraged to register to receive these important messages. Each department may identify a primary and backup coordinator who will receive access to send messages to personnel within their department. The attached flyer for instructions on how to create an account has been shared with employees. Should you have any questions or concerns, please contact Rocky Vaz, Director of Emergency Management.

[Dallas Lauded for Welcoming & Resilient Accomplishments](#)

On July 18, 2019, the City of Dallas was recognized by Welcoming America for efforts in the development of resilience strategies that result in more equitable and inclusive environments for immigrants and residents. By weaving welcoming strategies into city-wide resilience plans, Dallas has developed solutions that not only equip the city to respond to dramatic events but to reshape the underlying conditions that drive them. Welcoming America is a national non-profit organization that provides a roadmap and support that communities need to be more inclusive and prosperous and is celebrating their 10th anniversary. Should you have any questions or concerns, please contact Liz Cedillo-Pereira, Chief of Equity and Inclusion.

[2019 Budget Town Halls](#)

Budget Town Halls will begin on August 15, 2019 and run through August 29, 2019. Meetings will be onsite as well as virtual in every council district and will be an opportunity for residents to learn about the City's proposed budget and to share their input. The Town Hall schedule is provided [here](#). Should you have any questions or concerns, please contact Carrie Rogers, Director of Mayor and City Council Office.

[August 14th Council Agenda Meeting-Off-site](#)

The first Council Agenda Meeting following the July recess will be held off-site at 2:00pm at Lake Highlands North Recreation Center, 9940 White Rock Trail. Dinner will be provided for Councilmembers. Should you have any questions or concerns, please contact Carrie Rogers, Director of Mayor and City Council Office.

DATE July 26, 2019
SUBJECT **Taking Care of Business – July 25, 2019**

[Dallas Animal Services Showcase Video](#)

Dallas Animal Services (DAS) released a video on Wednesday, July 24, 2019 that gives a glimpse of DAS' climb from a 13% live release rate in 2007 to exceeding 90% for four months in 2019. This critical transformation has been the result of years of hard work from animal lovers throughout the community. Though there is still plenty of work to be done, DAS wants to thank adopters, volunteers, staff, and elected officials who helped meet impact goals. The video can be accessed [here](#). Should you have any questions or concerns, please contact Nadia Chandler-Hardy, Assistant City Manager.

[Media Inquiries](#)

As of July 22, 2019, the City has received media requests from various news outlets regarding the following topics:

- Man and Two Children Left Clinging to Tree After Boat Sank
- DFR Medics Evaluate DART Employees After Exposure to Foul Odor
- Funeral Arrangements for Former Councilmember Davis
- Total Number of Employees in Organization

Please see the attached document compiling information provided to the media outlets for the July 15 -July 21, 2019 for your reference. Should you have any questions or concerns, please contact Kimberly Bizzor Tolbert, Chief of Staff.



T.C. Broadnax
City Manager

c: Chris Caso, City Attorney (Interim)
Mark Swann, City Auditor
Biliera Johnson, City Secretary
Preston Robinson, Administrative Judge
Kimberly Bizzor Tolbert, Chief of Staff to the City Manager
Majed A. Al-Ghafry, Assistant City Manager
Jon Fortune, Assistant City Manager

Joey Zapata, Assistant City Manager
Nadia Chandler Hardy, Assistant City Manager and Chief Resilience Officer
Michael Mendoza, Chief of Economic Development and Neighborhood Services
M. Elizabeth Reich, Chief Financial Officer
Laila Aleqresh, Chief Innovation Officer
M. Elizabeth Cedillo-Pereira, Chief of Equity and Inclusion
Directors and Assistant Directors

DATE July 26, 2019
SUBJECT **Taking Care of Business – July 25, 2019**

**Public Affairs & Outreach
Media Requests
July 15 - July 22**

July 16, 2019

Topic: Statement Request for Mayor regarding death of former Council Member
Summary of Statement: Provided Mayor's Statement to media who requested it.
Department: Mayor & City Council Office
Media Entity: WFAA

July 16, 2019

Topic: Largest Employers List for the Dallas Business Journal
Summary of Statement: There are currently 13,283 employees.
Department: Human Resources
Media Entity: D Magazine

Dallas Fire-Rescue Department
Media Requests: July 15th – 21st, 2019.

Wednesday, July 17th: All local media outlets – Can we have more details about a water rescue DFR is conducting on Lake Ray Hubbard?

City Response - At 09:17 Dallas Fire-Rescue responded to a 911 call for a Water Rescue after a man and his two children became stranded in the waters of Lake Ray Hubbard after their boat sank.

Though they were all wearing life vests, they ended up hanging onto a tree, near a concrete pillar North of Highway 66, until first responders arrived and pulled them out of the water.

All parties were taken back to shore, and no one had to be taken to the hospital as a result of the incident.

Thursday, July 18th: All local media outlets – Can you provide us more information on a "suspicious substance" at a DART Office on Pacific Avenue?

City Response - At 13:12 Dallas Fire-Rescue was assigned to a 911 call for a "foul odor" coming from the vents of the DART Administrative Office, located at 1401 Pacific Avenue, in Downtown Dallas.

There were approximately 20-30 employees in the office, who were exposed to the smell. They were all evaluated by EMS, and everyone checked out fine. Fortunately, HazMat did not get any readings for anything hazardous, and the scene was cleared.