



# *Clean, Healthy Environment*

City Council Planning Session

January 2010



# Team Members

- LaToya Jackson, *MGT, Chair*
- Richard Ngugi, *OFS*
- Susan Alvarez, *PWT*
- Stephanie Coleman, *CMO*
- Daniel Halter, *DWU*
- Paul Hansen, *CTS*
- John Lawrence, *PKR*
- Kevin Lefebvre, *MGT*
- Sushil Mathew, *AVI*
- Teressa Page-Davis, *HCS*
- Luis Tamayo, *SDC*
- Natasha Wade, *DPD*



# Roadmap

- Envisioned Future
- Council Objectives
- Strategy Map
- Strategies & Data
- Links to other KFAs



# Envisioned Future

*Dallas provides a Clean, Healthy Environment meeting the needs of the present while enhancing opportunities for future generations*



# Council Objectives

Indicator	Current Data
<p><u>Produce a “Cleaner” City:</u> 7% reduction in Top 3 Code Compliance Requests by the end of FY 10-11</p>	<p>Top 3 Code Compliance service requests FY 08-09:</p> <ol style="list-style-type: none"> <li>1. High Weeds: 37,723</li> <li>2. Litter: 21,723</li> <li>3. Obstruction Alley/Sidewalk/Street: 13,907</li> </ol> <p>Total Code Compliance cases worked – 124,810</p> <p><i>Change in requests from FY 07-08:</i></p> <ul style="list-style-type: none"> <li>• <i>High Weeds increased 9.5%</i></li> <li>• <i>Litter increased 7%</i></li> <li>• <i>Loose Aggressive Animals increased 27%</i></li> <li>• <i>Dead Animal reduced 10.9% (was in top 3 for FY 07-08)</i></li> </ul>
<p><u>Increase Household Recycling:</u> Increase from 8.2 lbs per month in 2006 to 30 lbs per month by end of FY 10-11</p>	<p>Nearly one-quarter of all households have been converted to OneDay Dallas. Household recycling has increased from 21.4 lbs per household in FY 07-08 to 24 lbs per household for FY 08-09</p>
<p><u>Green Building:</u> Adopt and implement wider green build policy</p>	<p>Council passed the Green Building Ordinance in April 2008. Following the path that Council set: Phase I of the Green Building Ordinance effective on October 1, 2009; Phase II to be effective October 1, 2011</p>

# Council Objectives

Indicator	Current Data
<p><u>Reduce Water Consumption:</u> Reduce from 212 gallons per capita per day (GPCD) in 2004 to 197 GPCD by 2011, with an additional 5% reduction by 2016</p>	<p>GPCD was: 197 GPCD in 2008 meeting the 2011 goal 180 GPCD in 2009 surpassing the 2016 goal</p>
<p>Educate the public about Dallas' water conservation &amp; achievements; make 8,500 face-to-face contacts per year and achieve 12 million media impressions per year</p>	<p>DWU presented educational programs &amp; tours concerning water conservation attracting over 10,700 participants; DWU also teamed with Tarrant Regional Water District on the "Save Water" campaign, leveraging an additional \$650K towards 238 million "media impressions" on TV, internet, billboards &amp; print</p>
<p><u>Improve Quality of Air:</u> Take a leadership role working with regional partners to reduce the number of ozone exceedence days by 5%</p>	<p>EPA approved the DFW SIP in 2008. During the 2009 Ozone Season (May 1 – October 31), the North Texas Air Quality Region exceeded permissible levels for the criteria pollutant ozone a total of 12 days. Since 2001 there has been a 60% reduction in exceedence days</p>
<p>Reduce the use of cars via making the city more pedestrian &amp; bicycle friendly</p>	<p>Complete Streets Policy in development; proposed adoption is May 2010</p>



# Council Objectives

Indicator	Current Data				
<p><u>Reduce Chronic Homelessness:</u> Reduce chronic homelessness by 10% each year through 2014</p>	<p>In January 2009, Dallas had 601 chronically homeless; in 2008, there were 611 chronically homeless individuals</p> <p>50% reduction in the number of chronic homeless individuals in Dallas since 2004</p>				
<p><u>Green Initiatives:</u> Maintain renewable energy purchase at 40%</p>	<p>Dallas is nation's 2<sup>nd</sup> largest municipal purchaser of "green" power; continued commitment to purchase 40% renewable power or nearly 334 million kilowatt-hours (kWh)</p>				
<p>Meet State-mandated 30% energy reduction by 2013 (from 06-07 baseline)</p>	<p>Reduced energy usage at City facilities (accumulated reduction from 2007 baseline):</p> <table data-bbox="666 796 1033 892"> <tr> <td>FY 07-08</td> <td>(- 0.5%)</td> </tr> <tr> <td>FY 08-09</td> <td>3.6%</td> </tr> </table>	FY 07-08	(- 0.5%)	FY 08-09	3.6%
FY 07-08	(- 0.5%)				
FY 08-09	3.6%				
<p><u>Graffiti Abatement:</u> Provide anti-graffiti education to kids through Library Teen Centers</p>	<p>300 Students served during Q1 of FY 10 through Neighborhood Libraries</p>				
<p><u>High Speed Rail:</u> Draft initiative to support President's national objective</p>	<p>Draft and adopt Council resolution by end of FY 2010</p>				

Environmental Management  
Regulatory Compliance  
Codes and Ordinances  
City Services

Air Quality / The SIP  
Water Resource Planning  
Transportation Planning  
Health Services

**Municipal  
Leadership**

**Regional  
Collaboration**

**CLEAN, HEALTHY  
ENVIRONMENT**

**Community  
Enhancement**

**Environmental  
Initiatives**

Employment Opportunities  
Neighborhood Quality  
Health and Well Being  
Education

Sustainability  
Clean Air  
Clean Water  
Pollution Prevention



# Municipal Leadership



COUNCIL OBJECTIVES
<ul style="list-style-type: none"> <li>• Produce a “Cleaner” City</li> <li>• Improve Quality of Air</li> <li>• Reduce Water Consumption</li> <li>• Increase Household Recycling</li> </ul>

STRATEGY
Support environmental efforts through the enforcement of and adherence to health and environmental regulations

	SUB-STRATEGIES
1	Enhance and effectively enforce City Codes and ordinances regarding health and the environment
2	Improve City operations and purchasing policies to reduce environmental impact
3	Comply with all federal, state and local regulations regarding health and the environment
4	Identify services that will create and establish collaborative efforts and synergies of a similar nature

# Municipal Leadership

- Leading Green Energy Purchaser - The EPA's Green Power Partnership lists the largest renewable energy purchasers – both government and private business. Dallas ranked:
  - #2 on Top 10 Local Government list (2009)
  - #9 on National Top 25 list (includes all levels of government; businesses and Fortune 500 companies)
- Reducing Air Emissions
  - Top-Ranked Green Fleet – Increased the number of Alternative Fueled Vehicles to 41% of the entire fleet; Dallas has the largest alternative-fueled fleet in Texas and one of the largest in the U.S.
  - Updated signal timings at 241 signals to improve traffic flow and reduce stops resulting in less fuel consumption and less air pollution
- Universal Waste Recycling – The City has increased its recycling efforts of waste generated during accidents and incident/emergency response and/or picked up from illegal dump sites from 62.9 to 74.9 percent in FY 08-09
  - The City has received national recognition and award for its electronics recycling program “Stop, Drop and Go;” over 500K pounds of electronics recycled in FY 08-09

# Regional Collaboration



## COUNCIL OBJECTIVES

- Improve Quality of Air
- Reduce Water Consumption
- High Speed Rail

## STRATEGY

Work with surrounding municipalities and businesses to improve the quality of the environment

## SUB-STRATEGIES

	SUB-STRATEGIES
1	Enhance community livability through sustainable transportation solutions
2	Take a leadership role in implementing and tracking control strategies for emissions reductions in the SIP approved in 2008
3	<u>Encourage development which</u> connects pedestrian, bike, transit and road facilities, and expand transportation modal choices
4	<u>Utilize a regional approach to enhance current water resource planning</u>
5	<u>Partner and support provision of cost-effective health services by Dallas County and other providers</u>
6	Identify services that will create and establish collaborative efforts and synergies of a similar nature

# Regional Collaboration

- Continued involvement in Dallas Sustainable Skylines Initiative – a 3-year partnership with the EPA and NCTCOG to improve air, water, and land quality
  - The success of the Dallas pilot is now being used as a national model (expanded to Kansas City and Philadelphia)
- Hosted the National Sustainable Communities Conference in March 2009 with EPA and NCTCOG
- DART Green Line
  - Phase I (Victory to MLK, Jr.) opened in September 2009
  - Next three stations are slated to open in December 2010
  - The entire Green Line is a 28 mile, \$1.8 billion project which will eventually connect people from as far north as Carrollton and Farmers Branch to as far south as Pleasant Grove

# Environmental Initiatives

## COUNCIL OBJECTIVES

- Green Building and Other Green Initiatives
- Increase Household Recycling
- Reduce Water Consumption

## STRATEGY

Promote positive environmental behaviors and practices by the City of Dallas and its residents



## SUB-STRATEGIES

	SUB-STRATEGIES
1	Develop and implement initiatives <u>to increase</u> public awareness, education and training related to the City's environmental programs
2	Enhance natural settings and preserve open space <u>such as parks and natural environments</u>
3	<u>Engage</u> businesses and residents <u>to promote sustainability and environmental stewardship</u> , and reduce emissions and other environmental pollutants
4	Identify services that will create and establish collaborative efforts and synergies of a similar nature

# Environmental Initiatives

- Water Conservation - Since the initiation of the DWU Conservation Program in FY 02-03, water consumption in gallons per capita per day (GPCD) decreased by nearly 20%
- Green Buildings - The number of LEED™ certified City-owned buildings in Dallas has nearly tripled from 2007, increasing from 5 to 13 in 2009. The number of registered buildings went from 40 in 2007 to 109 in 2009, an increase of 173%
- Green Ride ® - During the 2009 Ozone Season, the online commute tracking system Green Ride indicated that City employees have saved a total of 12,264,823 miles traveled (including vacation); this prevented about **5,395** tons in harmful emissions (April 1<sup>st</sup> – October 1<sup>st</sup>)
  - The Green Ride Carpool and Alternative Commute Tracking System was enhanced to include alternative fuel vehicles, and a better map for carpool matching yielding 1,500 active users

# Community Enhancement

## COUNCIL OBJECTIVES

- Produce a “Cleaner” City
- Reduce Chronic Homelessness
- Graffiti Abatement

## STRATEGY

Enhance the health of Dallas residents and the quality and livability of their neighborhoods



## SUB-STRATEGIES












































	SUB-STRATEGIES
1	Improve neighborhood cleanliness by promoting citizen involvement in code compliance and <u>environmental crime prevention</u>
2	<u>Encourage sense of community pride in neighborhoods through programs such as home repairs and street beautification projects</u>
3	Provide <u>education on healthy lifestyles and natural resource stewardship</u>
4	Create safe/secure environment for the homeless, including housing opportunities and support services
5	Identify services that will create and establish collaborative efforts and synergies of a similar nature

# Community Enhancement

- The Homeless Assistance Center received LEED™ Silver Certification
- 5 City departments created the 3-1-1 Mobile Squad to provide residents with greater access to all City departments
- Completed 5 additional miles of soft surface trails near Rochester Park (with the Student Conservation Association)



# Links to Other KFAs

CHE Strategies	CHE Sub-Strategies	Public Safety	Economic Vibrancy	Culture Arts & Recreation	Educational Enhancement	E3 Government
Municipal Leadership	<i>Environmental Management</i>					
	<i>Regulatory Compliance</i>					
	<i>Codes and Ordinances</i>					
	<i>City Services</i>					
Regional Collaboration	<i>Air Quality / The SIP</i>					
	<i>Water Resource Planning</i>					
	<i>Transportation Planning</i>					
	<i>Health Services</i>					
Environmental Initiatives	<i>Sustainability</i>					
	<i>Clean Air</i>					
	<i>Clean Water</i>					
	<i>Pollution Prevention</i>					
Community Enhancement	<i>Employment Opportunities</i>					
	<i>Neighborhood Quality</i>					
	<i>Health and Well Being</i>					
	<i>Education</i>					

# KFA Linkages

***Having a Clean, Healthy Environment  
creates the favorable conditions  
necessary for the other KFAs to  
succeed***



# Appendices

## References and Relevant Data



# Air Quality



58% of Dallas citizens consider their air quality to be fair or poor

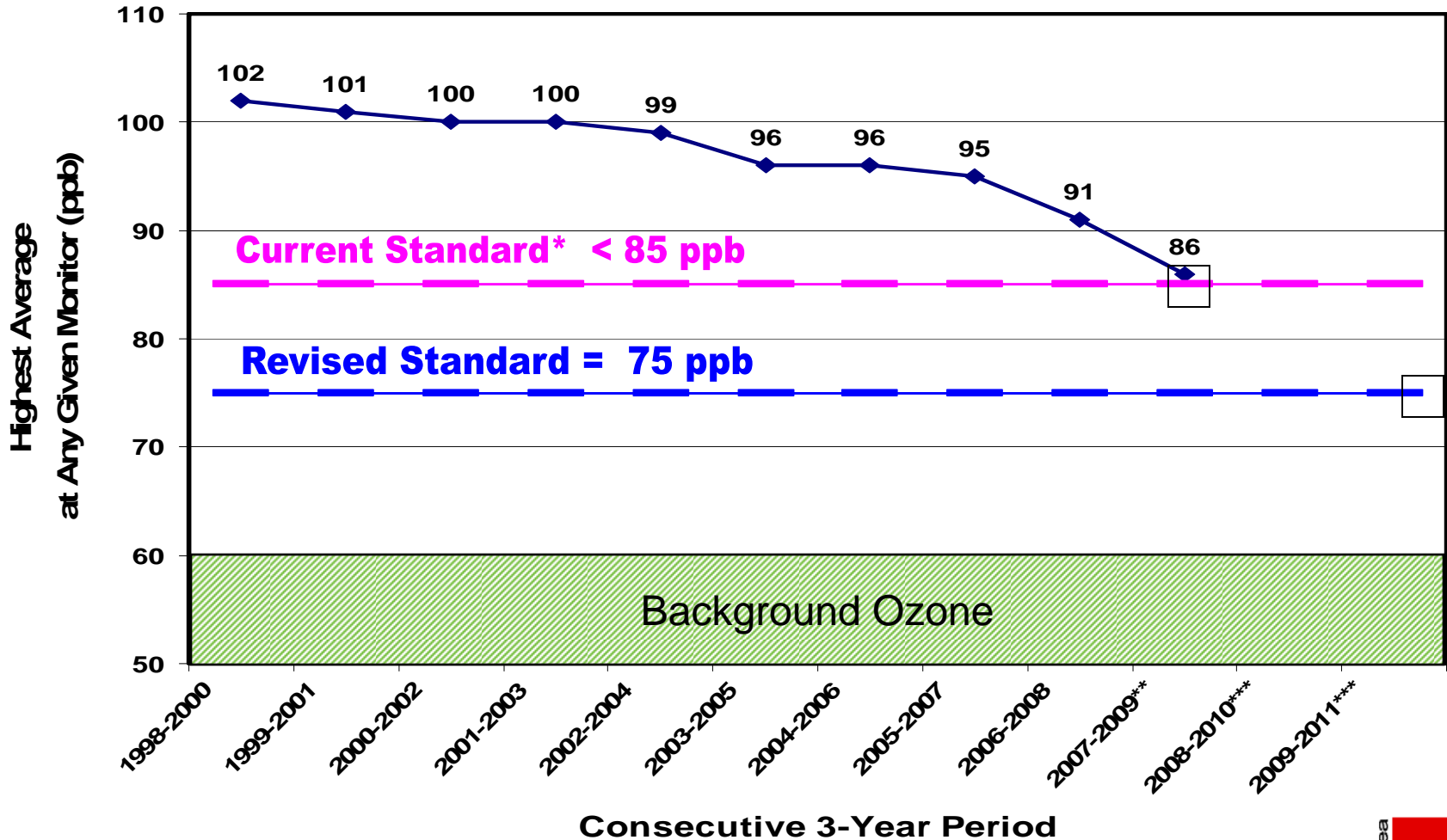
- *Citizen Survey 2009*  
(67% in 2006 survey)

Dallas Metroplex is considered a non-attainment area for ozone

- *EPA*



# 8-Hour Historic Trends



Source: Texas Commission on Environmental Quality : [http://ww.tceq.state.tx.us/cgi-bin/compliance/monops/8hr\\_exceed.pl](http://ww.tceq.state.tx.us/cgi-bin/compliance/monops/8hr_exceed.pl)

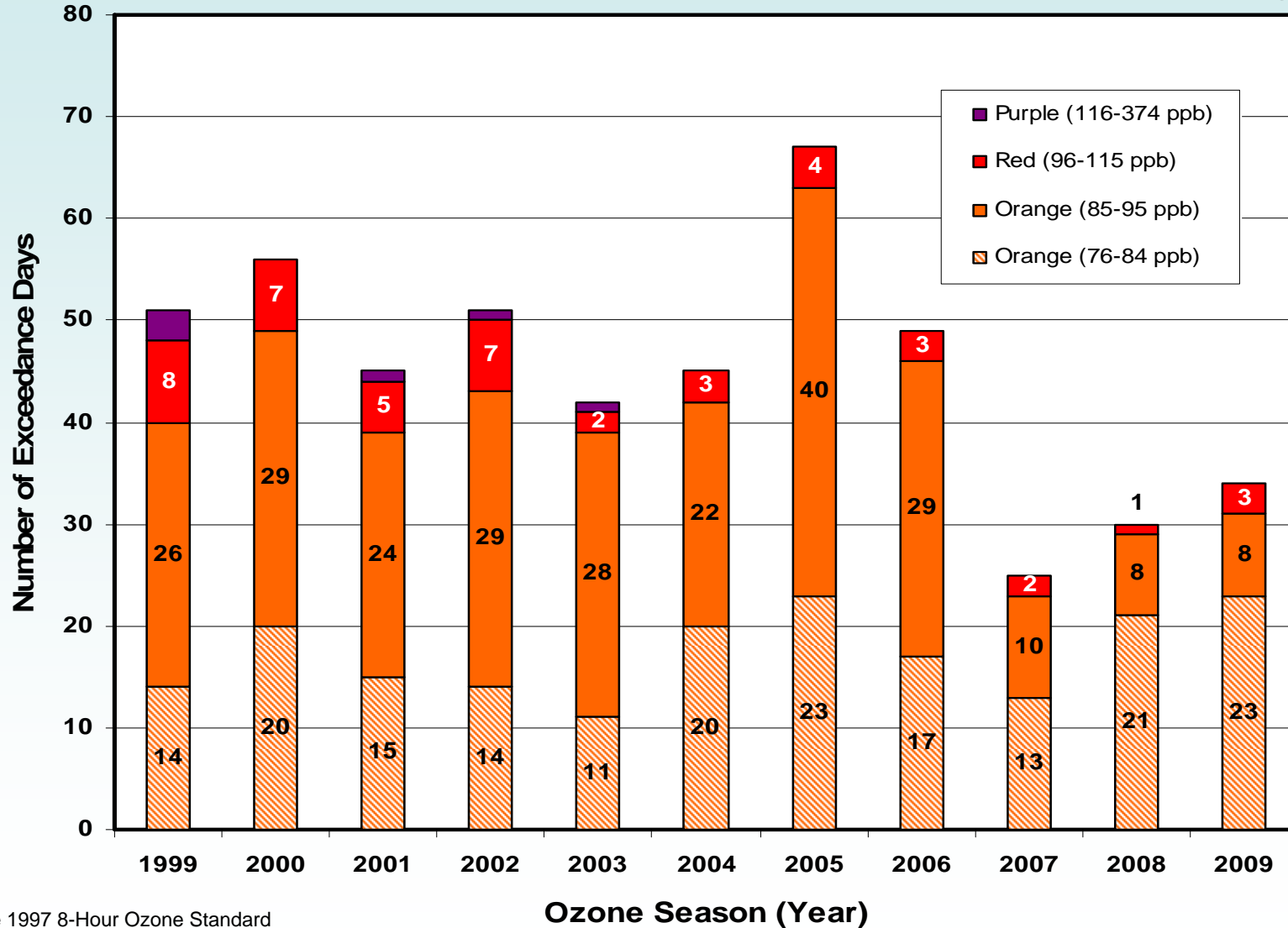
\* Attainment Goal: Per EPA National Ambient Air Quality Standards, attainment is reached when 3-year average of the highest annual 8-hour average ozone concentration at each monitor is less than 86 parts per billion (ppb)

\*\* Attainment under 1997 Standard; current as of July 2009 ; \*\*\* Ozone Seasons have not yet occurred

Note: EPA has not yet determined the attainment status for the DFW area. Designations are anticipated in March 2010; On January 6, 2010, EPA provided notice that they were considering implementation of a more stringent standard of 60-70 ppb.



# 8-Hour Ozone Exceedance Days



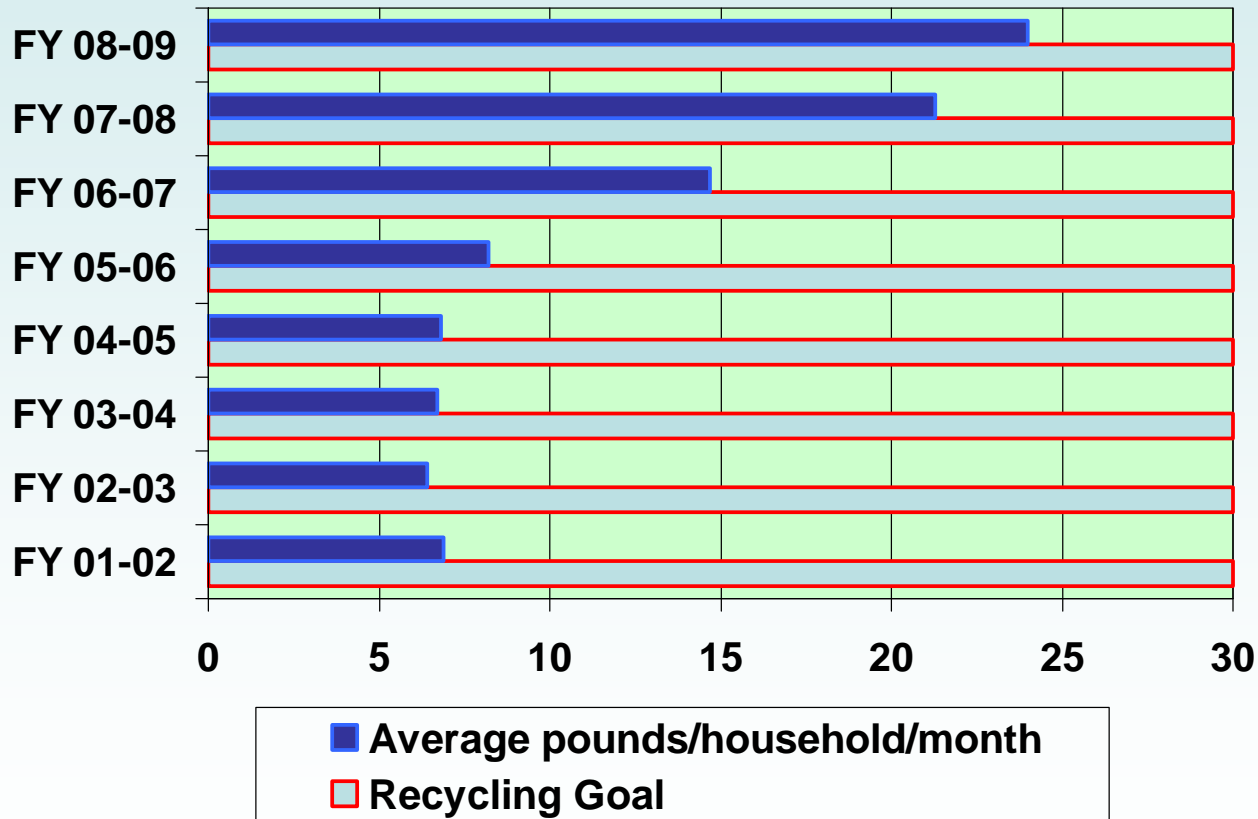
Source: Texas Commission on Environmental Quality : [http://www.tceq.state.tx.us/cgi-bin/compliance/monops/8hr\\_exceed.pl](http://www.tceq.state.tx.us/cgi-bin/compliance/monops/8hr_exceed.pl)

\* Per the 1997 8-Hour Ozone Standard  
 \*\* Per the 2008 8-Hour Ozone Standard

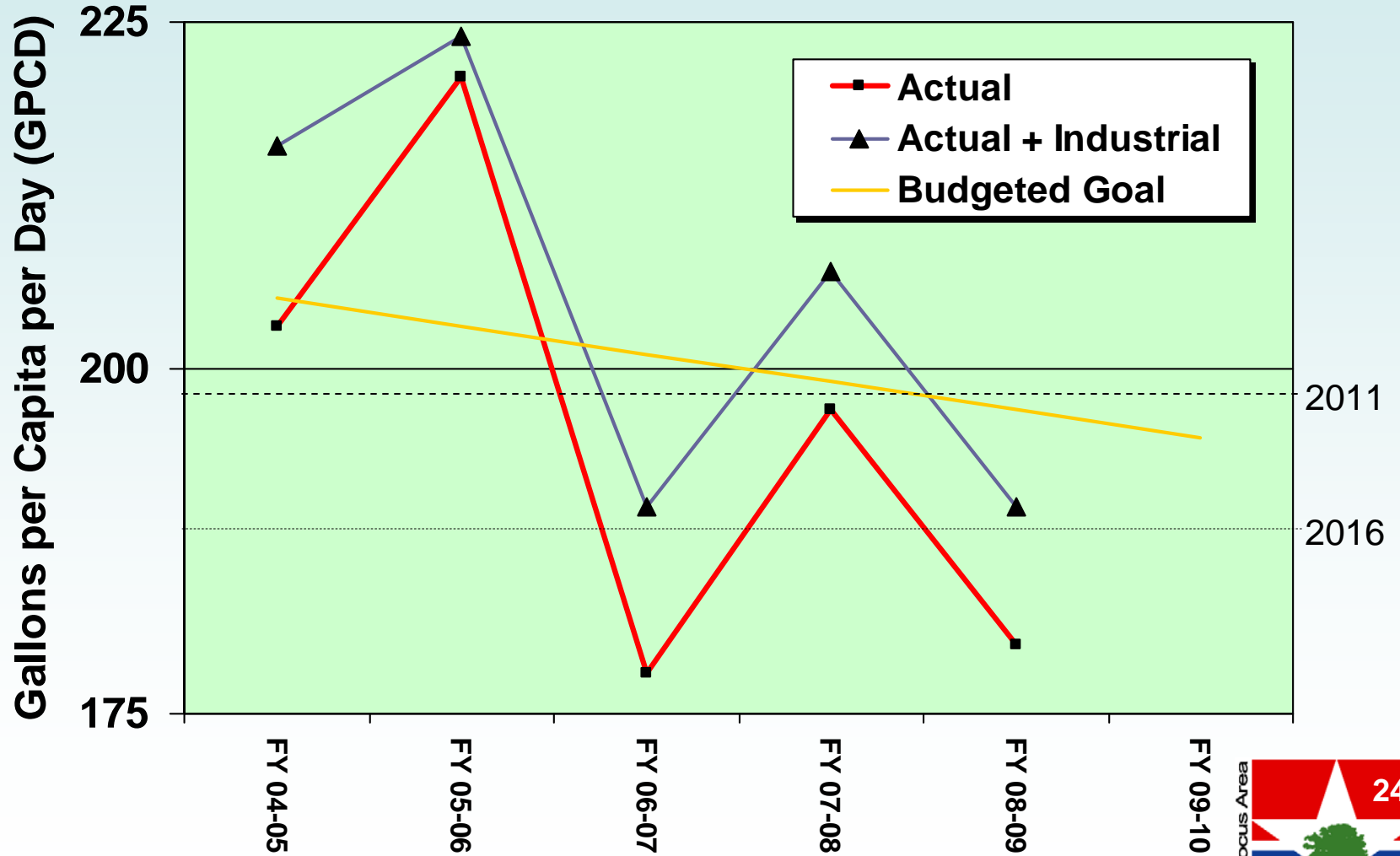
Exceedance level indicates daily maximum 8-hour average ozone concentration in parts per billion (ppb)



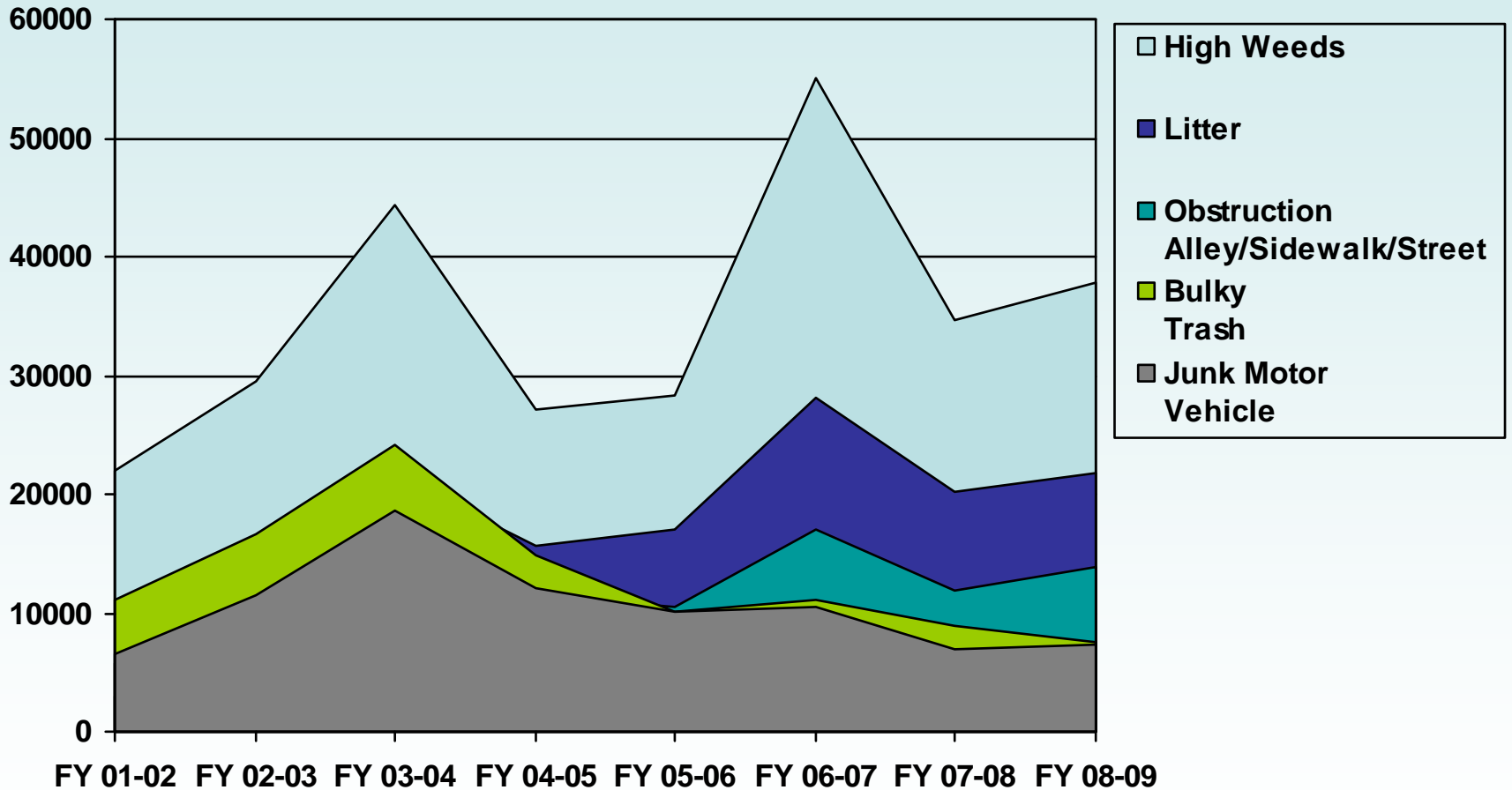
# Household Recycling Trends



# Water Consumption Trend

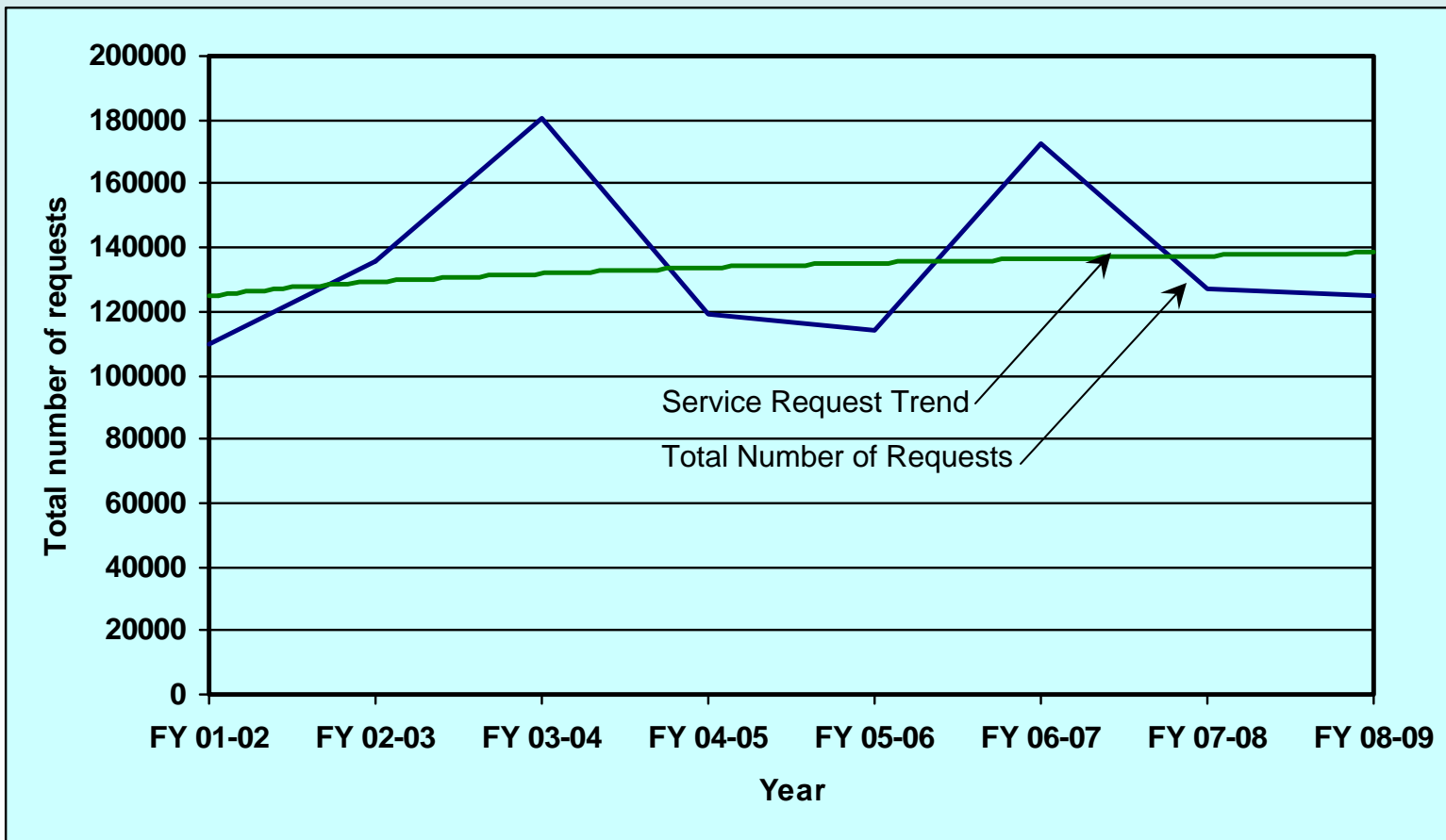


# Top Code Compliance Service Requests



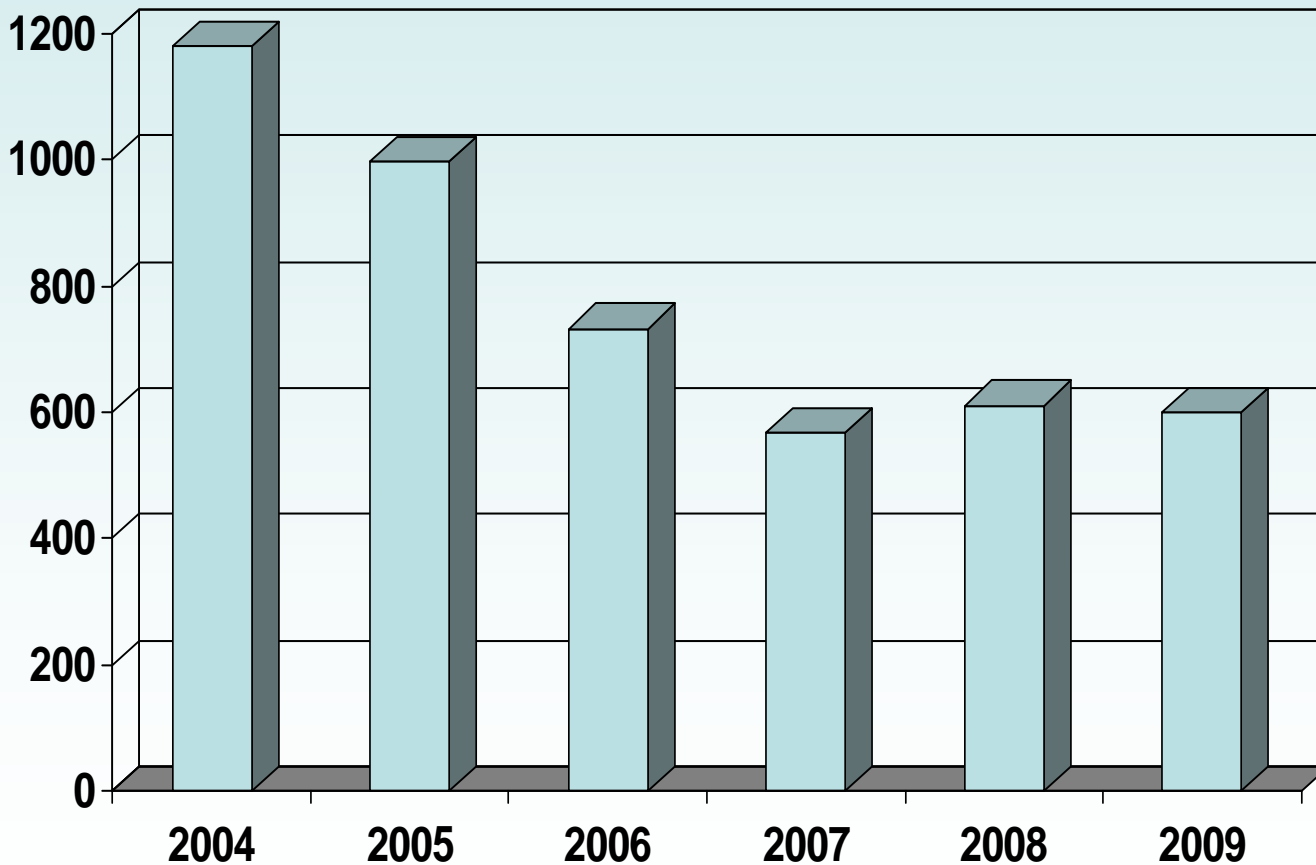
Data Source: Customer Service Request Management System

# Annual Code Compliance Service Requests



Data Source: Customer Service Request Management System

# Chronic Homelessness in Dallas since 2004



# Environmental Outreach Efforts FY 08-09

Department/ Program	Estimated # of Participants	Target Message(s)
Code Compliance – Animal Services	100,000	Responsible animal care
DWU - Wastewater	138,000	<u>Cease-the-Grease</u> : proper fat, oil and grease disposal
DWU - Water	79,200	<u>Save Dallas Water</u> : Water Conservation
Office of Environmental Quality	13,000	<u>Green Dallas</u> : Environmental Stewardship, Sustainable design, lifestyles, Green Dallas, Clean Air
Park and Recreation	21,000	<u>Communities Against Trash</u> : Litter, cleanup and beautification; <u>Forestry in Dallas</u> : Urban Forestry, Tree preservation
PWT - Stormwater Management	100,000	<u>It Goes with the Flow</u> : Stormwater pollution prevention, pesticides, herbicides, fertilizers, yard waste, used oil, pet wastes; water resource stewardship
Sanitation Services	37,700	<u>OneDay Dallas</u> : Reduce-reuse-recycle
Texas Discovery Gardens	78,800	Restore, conserve, and preserve nature; principles of organic gardening, botany, ecology,
<u>Underlining</u> denotes specific campaign or program name		

# References

- Metro Dallas Homeless Alliance 2009 Annual “Point in Time” Homeless Count
- 2009 Dallas Citizen’s Survey
- Service Performance Reports FY 2008-09  
([http://www.dallascityhall.com/scs/customer\\_service\\_reports\\_archives\\_year.html](http://www.dallascityhall.com/scs/customer_service_reports_archives_year.html))
- Dallas Water Utilities website  
([http://dallascityhall.com/dwu/water\\_interesting\\_facts.html](http://dallascityhall.com/dwu/water_interesting_facts.html))
- DART website  
(<http://www.dart.org/about/expansion/expansionmaps.asp>)
- Green Dallas website  
(<http://www.greendallas.net/>)