

Public Safety Team

Council Planning Session

January 16, 2008



Public Safety Team Members

- Charles Cato, Dallas Police
- Robert Curry, Code Compliance
- Janice Easterling, Dallas Police
- Alan Hendrix, Public Works & Transportation
- Katina Johnson, Strategic Customer Services
- Raymond Rivas, Office of Emergency Management
- Daniel Salazar, Dallas Fire-Rescue
- Kurt Steward, Street Services
- Laurietta Stewart, City Manager's Office
- Richard Taylor, Communication & Information Services
- Emily Wiseman, Office of Financial Services



KFA Roadmap

Envisioned Future

Council Objectives

Strategy Map

Strategies and Data

Linkages with Other KFA
Teams



Envisioned Future

Enhance public safety to ensure people feel safe and secure where they live, work, and play.



Council Objectives

Improve Response Times

- Increase the number of Police-emergency calls responded to within 8 minutes to 65% by FY08-09 from 60% in FY06-07
- Increase the number of Fire calls responded to (1st Company) within 5 minutes to 90% by FY08-09 from 77% in FY06-07
- Increase the number of EMS calls responded to within 8 minutes to 90% by FY08-09 from 87% in FY06-07

Reduce the Overall Reported Crime Rate

- Reduce the overall reported crime rate by 8% in FY08-09 over FY07-08

Increase the Level of Confidence in Law Enforcement

- Establish baseline data by March 2008
- Have 10% improvement from baseline by March 2009

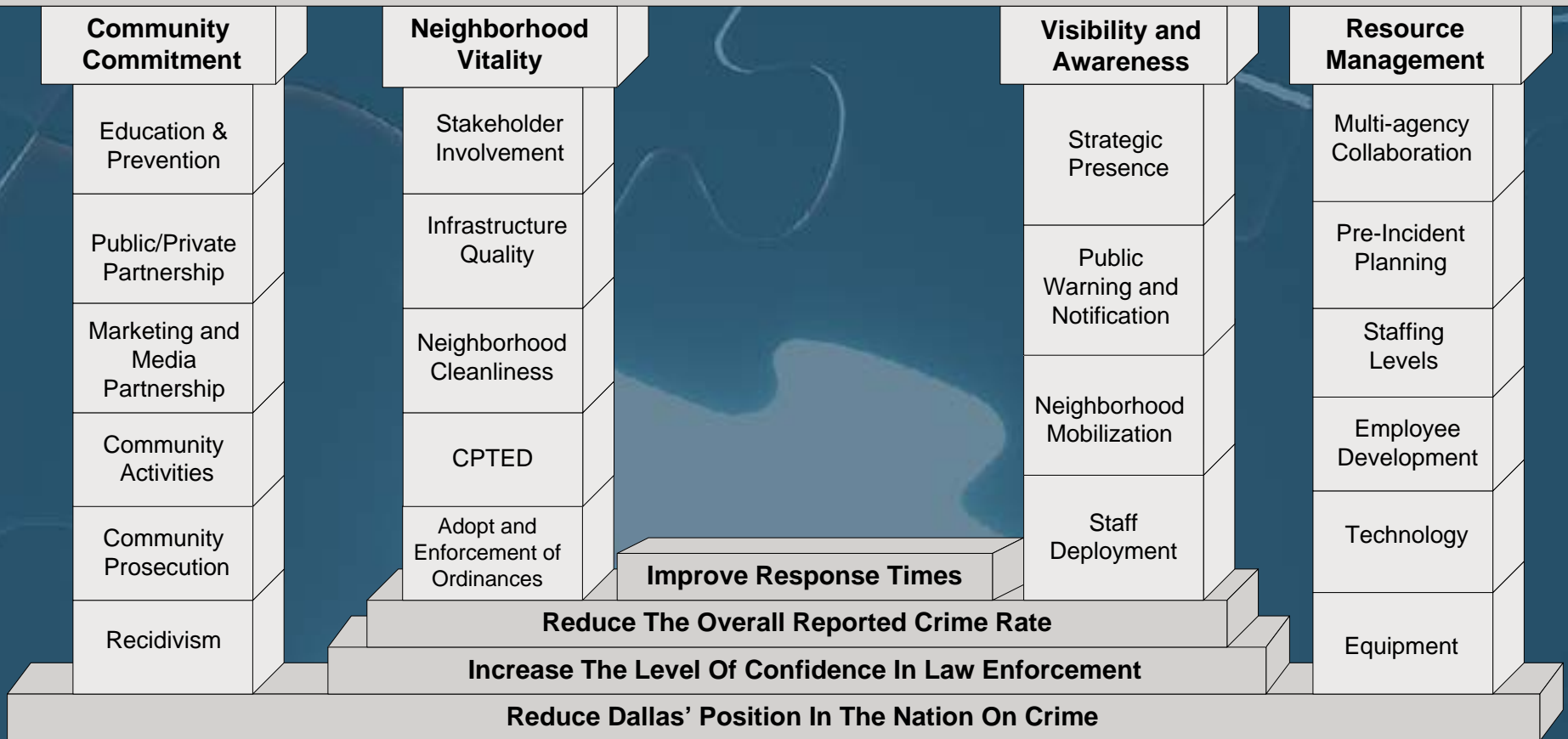
Reduce Dallas' Position in the Nation on Crime

- Short term – get out of the first spot by 2008
- 3 years – out of the top five spots by 2011
- 5 years out of the top ten spots by 2013



Public Safety Results Map FY08-09

Enhance Public Safety To Ensure People Feel Safe And Secure Where They Live, Work, and Play





Community Commitment

STRATEGY: Enhance community commitment by increasing involvement and education

Community Commitment

Education & Prevention

Public/Private Partnership

Marketing and Media Partnership

Community Activities

Community Prosecution

Recidivism

SUB-STRATEGIES

- 1 Expand education and prevention program availability
- 2 Promote public/private partnerships and community activities
- 3 Promote marketing and media relations to better educate the community on public safety programs
- 4 Provide fair and effective community prosecution
- 5 Reduce recidivism through education or re-entry programs

COUNCIL OBJECTIVES

Reduce the Overall Reported Crime Rate

Increase Level of Confidence in Law Enforcement



Community Commitment

Supporting Statistics

Smoke Detector Installations	FY06-07: 5,442 (3,346 installed detectors were purchased with CDC grant funds)
Fire Prevention Education	FY06-07: 5,750 Fire Education Programs
Students Impacted	Law Enforcement Teaching Students (LETS) educated 21,462 students during the 06/07 school year. 50,088 Students attended fire prevention and education programs during the 2005 through 2007 school year.



Neighborhood Vitality

STRATEGY: Expand interdepartmental collaboration and community partnerships to cultivate thriving neighborhoods



SUB-STRATEGIES

- 1 Engage stakeholders to cultivate community involvement
- 2 Enhance infrastructure quality to facilitate quicker response times
- 3 Foster cleanliness by partnering with neighborhood groups
- 4 Encourage Crime Prevention Through Environmental Design (CPTED)
- 5 Promote the adoption and enforcement of ordinances

COUNCIL OBJECTIVES

Improve Response Times

Reduce the Overall Reported Crime Rate



Neighborhood Vitality

Supporting Statistics

Code Compliance

FY06-07 Mow Clean Program mowed 13,001 lots.
They also cleaned 5,691 lots.

Residential and Business Security Assessments

CY07 DPD conducted 1,164 assessments, an increase from 859 assessments conducted in CY06.

Stakeholder Involvement

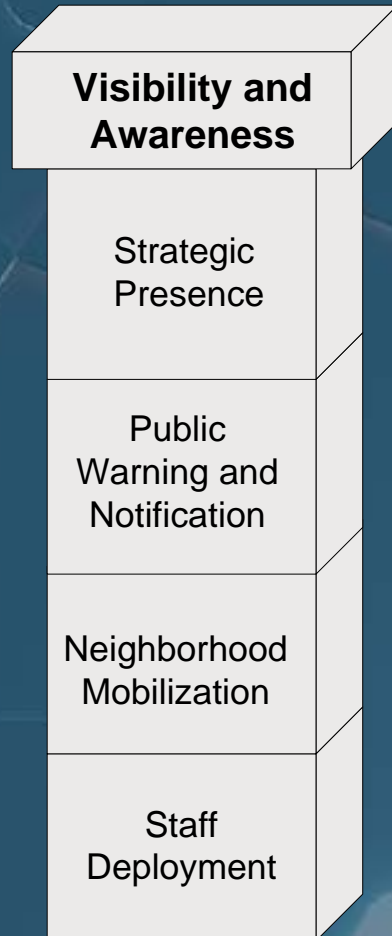
CY06: 2,600 Crime Watch Meetings

CY07: 2,758 Crime Watch Meetings

CY06-07 43% of the citizens in Dallas that responded to the survey report volunteering.



Visibility and Awareness



STRATEGY: Strengthen the perceived confidence in public safety through strategic deployment of resources

SUB-STRATEGIES

- 1 Strengthen the strategic presence of public safety personnel
- 2 Upgrade public warning and notification systems
- 3 Mobilize neighborhoods to foster collaboration with public safety initiatives
- 4 Deploy staff according to strategic needs and assessments

COUNCIL OBJECTIVE

Increase Level of Confidence in Law Enforcement



Visibility and Awareness

Supporting Statistics

Officers per 1000 residents

Current – 2.49 officers per 1000 residents
Goal – 3.00 officers per 1000 residents

Response Times

Police Emergency: 60% – within 8 minutes
Fire (1st company): 77% – within 5 minutes
EMS: 87% – within 8 minutes

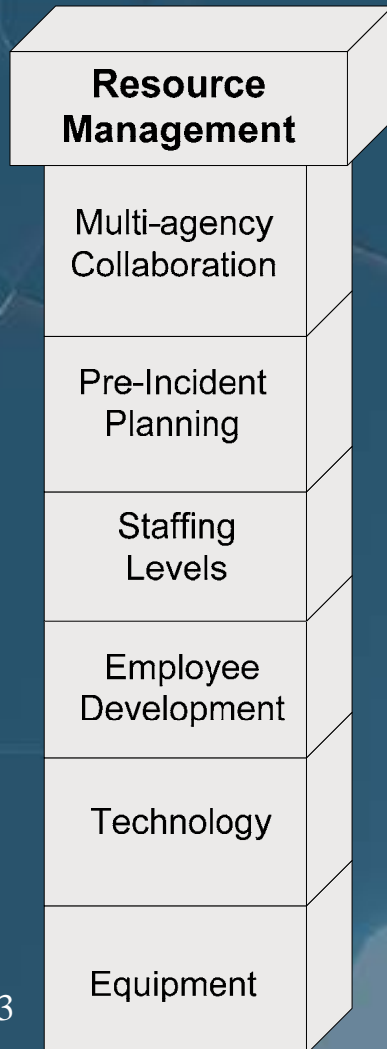
Community Programs

Volunteers in Patrol (VIP)
- 108 Groups (2061 Volunteers) as of 2008
Community Emergency Response Teams (CERT)
- 8 Teams (117 total)
Citizen Fire Academy (CFA)
- 2 Classes per year (20 Students per Class)
Dallas Emergency Response Team (DERT)
- 163 Members



Resource Management

STRATEGY: Secure and effectively utilize resources for improved service delivery



SUB-STRATEGIES

- 1 Foster multi-agency collaboration
- 2 Expand pre-incident planning efforts to enhance emergency preparedness
- 3 Adjust staffing levels to maximize effective and efficient use of human capital
- 4 Enhance public safety employee development opportunities
- 5 Upgrade technology and equipment to enhance service delivery

COUNCIL OBJECTIVES

Improve Response Times

Increase Level of Confidence in Law Enforcement



Resource Management

Supporting Statistics

Pre-Incident Planning

DFD – FY06-07 54,452 Fire Safety and Code Inspections were conducted

DPD – 700 Special Events permits reviewed in CY07

OEM – Currently working with regional partners in regards to regional planning and mutual aid

Certifications

DPD – FY06-07

Masters – 1,805

INT/ADV – 583

Basic – 310

DFD – FY06-07

FF Master – 60

FF INT/ADV – 77

Inspector Master – 27

Inspector INT/ADV – 10

Instructor – 15

FY07-08

Master – 1,859

INT/ADV – 640

Basic – 693

FY07-08

FF Master – 153

FF Advanced – 74

FF Intermediate – 470

Inspector Master – 24

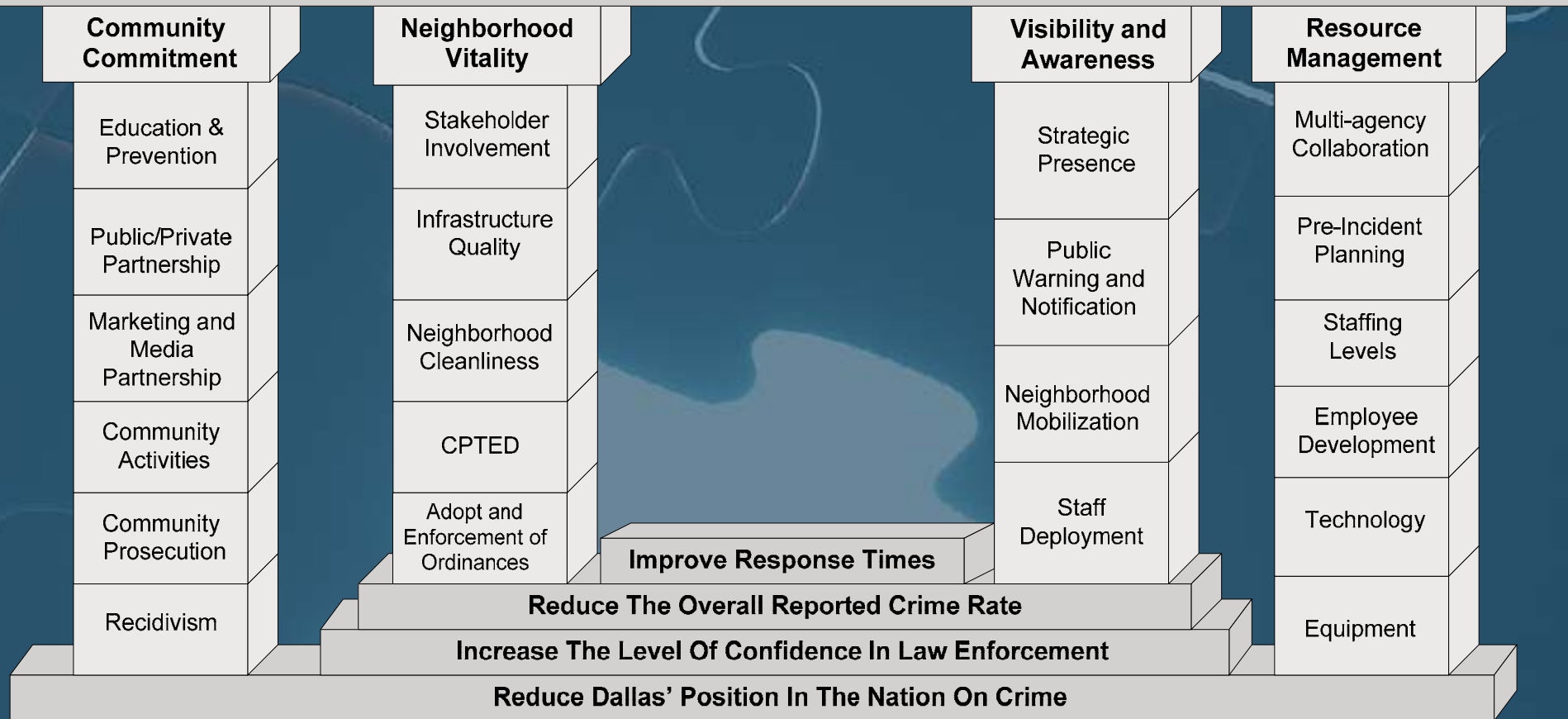
Inspector Advanced – 7

Inspector Intermediate – 23



Public Safety Results Map FY08-09

Enhance Public Safety To Ensure People Feel Safe And Secure Where They Live, Work, and Play





Linkages



Visibility and Awareness
Neighborhood Vitality



Community Commitment
Neighborhood Vitality



Resource Management



Community Commitment
Neighborhood Vitality



Visibility and Awareness
Neighborhood Vitality
Community Commitment



Sources

1. National Research Center, Inc. *The National Citizen Survey Report of Results for the City of Dallas, Texas*. (CO: NCS, 2006 and 2007).
2. City of Dallas, Texas. Council Objectives. (October 2007).
3. City of Dallas, Texas. Police & Fire Communications. *Dispatch Times* (December 2007).

Note that these time are based on when a citizen makes a call and when the police or fire units show up on scene. Currently Fire, Police and CIS are working on a methodology to fine tune the collection of these times.